

Ramssol Group Bhd (RAMSSOL MK)

Undertaking private placement to fund tech development

Maintain BUY

Ramssol plans to undertake a private placement of new shares to fund the development of its in-house enterprise solution for a client. We maintain our earnings at this juncture, given limited disclosures, but applaud the group's direction to diversify its revenue base. Maintain BUY with an unchanged TP of MYR0.60, on 12.7x FY23E PER (close to -1SD its 1-Yr mean).

To provide enterprise solutions for GT-Max Motors

Ramssol has entered into a Commission Agreement with GT-Max Motors (M) S/B for the provision and maintenance of a software application (mobile and web-based) called 'Rider Gate', which comprise of enterprise resource planning, warehouse management systems, payment getaways and related financial systems. GT-Max is a motorcycle retailer, selling motorcycles, accessories and auto parts; and repairing services. Ramssol will commence the provision of 'Rider Gate' in 3Q22 and expects to complete the development within 18 months. The revenue recognition will be on project progression basis, with recurring fees from each transaction from all services done via the platform and maintenance.

Undertaking a private placement exercise

In order to fund the development cost of 'Rider Gate', Ramssol plans to undertake a private placement exercise to issue new shares of up to 10% of its current share base (up to 22.3m new shares). At an indicative issue price of MYR0.445 (latest closing price), it may raise up to MYR9.9m. We understand that the contract value with GT-Max Motors has yet to be finalised, and as such, are unable to ascertain the financial impact at this juncture. Part of the unutilised proceeds will be used for the group's working capital purposes. We also note that Ramssol is currently in a net cash position (net cash of MYR0.049/share as at 2Q22).

Maintaining our forecasts

We maintain our earnings forecasts for now, pending greater detail on this development. We however applaud Ramssol for continuing to develop in-house enterprise software solutions for the market and diversifying beyond its HCM software reselling business. That said, its exclusive partnership to resell DarwinBox HCM solutions for the Malaysian market could bode well for its earnings outlook in 2H22.

FYE Dec (MYR m)	FY20A	FY21A	FY22E	FY23E	FY24E
Revenue	25	53	40	51	62
EBITDA	8	9	8	11	15
Core net profit	8	9	7	10	13
Core EPS (sen)	3.4	4.1	3.3	4.7	5.6
Core EPS growth (%)	67.6	20.2	(19.8)	44.4	19.8
Net DPS (sen)	0.0	0.0	0.0	0.0	1.8
Core P/E (x)	na	19.5	13.7	9.5	7.9
P/BV (x)	na	4.0	1.9	1.6	1.4
Net dividend yield (%)	na	0.0	0.0	0.0	4.0
ROAA (%)	50.7	26.2	13.8	17.2	18.0
EV/EBITDA (x)	11.7	18.6	10.2	6.7	4.9
Net gearing (%) (incl perps)	7.2	net cash	net cash	net cash	net cash
Consensus net profit	-	-	7	11	13
MKE vs. Consensus (%)	-	-	(0.6)	(0.2)	(0.4)

Shafiq Kadir, CFA
msshafiqk.abkadir@maybank-ib.com
(603) 2297 8691

BUY

Share Price	MYR 0.45
12m Price Target	MYR 0.60 (+35%)
Previous Price Target	MYR 0.60

Company Description

Ramssol is a technology solutions provider of human capital management and student management for enterprises and educational institutions.

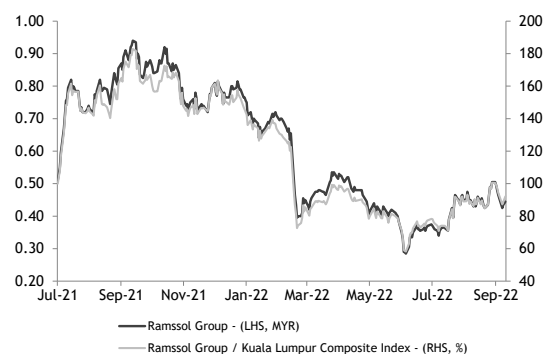
Statistics

52w high/low (MYR)	0.94/0.29
3m avg turnover (USDm)	0.1
Free float (%)	40.4
Issued shares (m)	223
Market capitalisation	MYR99.3M
	USD22M

Major shareholders:

TAN CHEE SENG /RAMSSOL/	33.3%
LEE MIEW LAN	17.8%
WONG KUM LOONG	4.0%

Price Performance



	-1M	-3M	-12M
Absolute (%)	3	33	(52)
Relative to index (%)	6	31	(49)

Source: FactSet

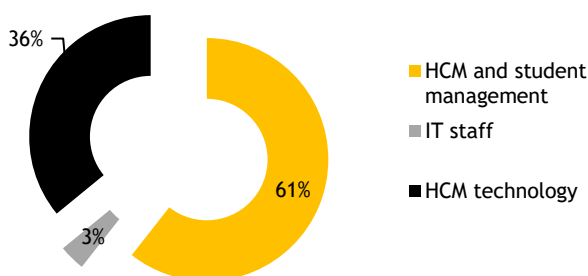
HCM: Human capital management

ESG@MAYBANK IBG
Tear Sheet Insert

Value Proposition

- Ramssol repackages and resells HCM and student management software from its vendors, while incorporating value-added services.
- The industries of HCM and employee collaboration are still growing in SEA amid the shift to digitalisation of business operations.
- The group offers multiple levels of HCM solutions that can be tailored/customised for the client's needs.
- There are opportunities for Ramssol to grow its market share within the region through expanded offerings in the employee collaboration segment, penetration into new markets, and the training industry.

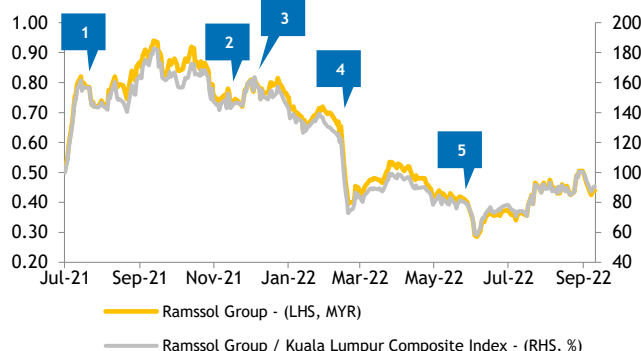
Ramssol's revenue composition in FY20 (MYRm)



Source: Company

Price Drivers

Historical share price trend



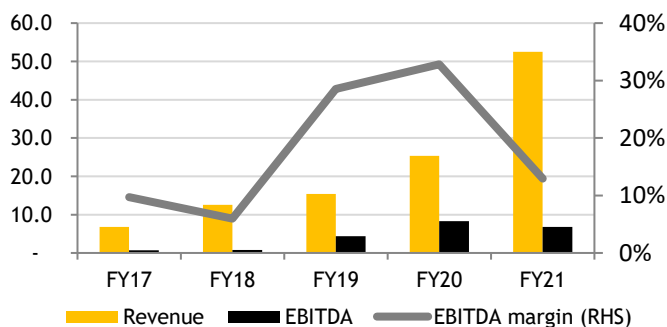
Source: Company, Maybank IBG Research

1. Launched new upgrades on its Feet's platform.
2. Formed a 2-year partnership with Impiana Hotels to provide up-skill training.
3. Entered into a 2-year agreement with ELMU V to exclusively market training courses conducted by ELMU and Malaysia Anti-Corruption Academy.
4. Reported headline quarterly loss in 4Q21.
5. Received MACA's nod to conduct corporate liability awareness and training.

Financial Metrics

- Through client acquisitions, introduction of new products and penetration into new markets, Ramssol managed to record a 4-year revenue CAGR of 166% in FY17-21.
- Due to operating leverage, EBITDA margin had also expanded significantly from 9.7% in FY17 to 29-33% in FY19-20, before falling off to 17% in FY21 due to higher manpower and expansion-related expenses.
- Free cash flow yield remains healthy at 5-9% on the back of minimal capex commitment and solid operations.
- Together with its tax incentives, net margin has been relatively decent at 12-30% in FY19-21.

Revenue, EBITDA and EBITDA margin trend (MYRm)



Source: Company

Swing Factors

Upside

- Increase in market share in the HCM industry through the penetration into new markets.
- Normalisation in the cost structure following the initial establishment of operations in the new markets.
- Sustained demand for digital communication tools due to the shift towards virtual collaboration between employees and external parties.

Downside

- Rising competition from other vendor partners that may result in loss of market share.
- Reduction in the adoption of virtual office settings and digital communication tools.
- Ongoing cost escalations as a result of its expansionary exercises that may have a negative impact on its operating margins.

msshafiqk.abkadir@maybank-ib.com

ESG@MAYBANK IBG

msshafiqk.abkadir@maybank-ib.com

Risk Rating & Score ¹	N/A
Score Momentum ²	N/A
Last Updated	N/A
Controversy Score ³	N/A

Business Model & Industry Issues

- The group is mainly involved in the provision of HCM and student-related enterprise solutions. As a certified reseller of various software from its vendors, it is bound by the terms and conditions of the partner network agreements between Ramssol and the vendors.
- The largest risk to its business model lies in the potential non-continuation of the partner network agreements, as Ramssol relies solely on the vendor’s software licenses to provide the enterprise solutions to its customers.
- The group is guided by Bursa Malaysia’s Second Edition of its Sustainability Reporting Guide (2018), as well as Global Reporting Initiative (GRI) and Task Force on Climate-related Financial Disclosures (TCFD). It also refers to the United Nation’s Sustainable Development Goals (UNSGD) as a basis for discussing and outlining its sustainability practices.
- Ramssol is still at the inception of its sustainability roadmap, and the group targets to have group-wide reporting on the ESG matters that align with UNSGD, GRI and TCFD-relevant disclosures.

Material E issues

- The group outlines generic approaches on its environmental-related practices rather than a more descriptive disclosure, hence there are no metrics around its emission, waste production and energy usage.
- Its asset-light structure ensures minimal direct carbon or greenhouse gas emissions.
- It plays a part in the circular economy by way of hardware leasing/renting, and through responsible suppliers that promote responsible hardware disposal.
- In order to minimise emissions and waste generation, the group practices a higher degree of digital documentation and collaboration instead of hard copy printing, as well as being selective on vendors that practice responsible disposal of their equipment.

Material S issues

- The group averages about 40 hours of training per employee per annum.
- The group’s workforce comprised of 38% male and 62% female, as at FY21. At the leadership level, the male:female split was 83:17.

Key G metrics and issues

- There are currently 6 board members, 3 of which are Independent Non-Executive Directors (INED), including the Chairman (50% representation).
- There is only one female director on the board out of the 6, which is below the recommended 30% threshold by Malaysia Code on Corporate Governance (MCCG) 2021.
- There are 3 representatives for each of the Remuneration, Audit and Nomination Committees, and 4 representatives for the Risk Management Committee.
- Messrs Crowe Malaysia has been the auditor for Ramssol for 2 years, since 2020.
- In FY21, the CEO’s total remuneration of RM852k was equivalent to 12.5% of the group’s headline net profit.
- On 21 November 2021, the group entered into a recurrent related party transaction (RRPT) related to the tenancy agreements of its business premises. The involved parties were the GCEO and the COO, while the value of the RRPT was RM336k.
- The Group has an ISO certification for Quality Management System (QMS) ISO 9001:2015. It has consistently upheld high standard of services with the external stakeholders.

¹**Risk Rating & Score** - derived by Sustainalytics and assesses the company’s exposure to unmanaged ESG risks. Scores range between 0 - 50 in order of increasing severity with low/high scores & ratings representing negligible/significant risk to the company’s enterprise value, respectively, from ESG-driven financial impacts. ²**Score Momentum** - indicates changes to the company’s score since the last update - a **negative** integer indicates a company’s improving risk score; a **positive** integer indicates a deterioration. ³**Controversy Score** - reported periodically by Sustainalytics in the event of material ESG-related incident(s), with the impact severity scores of these events ranging from Category 0-5 (0 - no reports; 1 - negligible risks; ...; 5 - poses serious risks & indicative of potential structural deficiencies at the company).

Fig 1: 12M forward PE



Source: Bloomberg, Maybank IBG Research

Fig 2: 12M forward PBV



Source: Bloomberg, Maybank IBG Research

Risk Statement

There are several risks that may have some implication to our recommendation, target price and earnings forecasts for Ramssol. These include heavy reliance on HCM software vendors to provide its HCM services to the clients, risk of security breaches on its applications, as well as elevated development and administration costs to meet project milestones.

FYE 31 Dec	FY20A	FY21A	FY22E	FY23E	FY24E
Key Metrics					
P/E (reported) (x)	na	26.0	13.7	9.5	7.9
Core P/E (x)	na	19.5	13.7	9.5	7.9
P/BV (x)	na	4.0	1.9	1.6	1.4
P/NTA (x)	na	4.0	1.9	1.6	1.4
Net dividend yield (%)	na	0.0	0.0	0.0	4.0
FCF yield (%)	na	nm	13.6	2.1	4.9
EV/EBITDA (x)	11.7	18.6	10.2	6.7	4.9
EV/EBIT (x)	12.4	20.1	11.3	7.4	5.3
INCOME STATEMENT (MYR m)					
Revenue	25.3	52.5	40.1	51.4	62.0
EBITDA	8.3	9.0	7.5	11.0	14.8
Depreciation	(0.5)	(0.7)	(0.7)	(1.0)	(1.2)
Amortisation	0.0	0.0	0.0	0.0	0.0
EBIT	7.9	8.4	6.8	9.9	13.6
Net interest income / (exp)	(0.4)	(0.3)	(0.2)	(0.1)	(0.0)
Associates & JV	0.0	0.0	0.0	0.0	0.0
Exceptionals	0.0	(2.2)	0.0	0.0	0.0
Other pretax income	0.0	0.0	0.0	0.0	0.0
Pretax profit	7.4	5.8	6.6	9.9	13.5
Income tax	(0.4)	(0.1)	(0.1)	(0.2)	(1.8)
Minorities	0.5	1.0	0.8	0.8	0.8
Discontinued operations	0.0	0.0	0.0	0.0	0.0
Reported net profit	7.5	6.8	7.3	10.5	12.6
Core net profit	7.5	9.1	7.3	10.5	12.6
BALANCE SHEET (MYR m)					
Cash & Short Term Investments	2.8	8.2	21.7	23.8	24.6
Accounts receivable	13.2	33.5	25.7	32.8	39.5
Inventory	0.2	0.0	0.4	0.6	0.6
Property, Plant & Equip (net)	1.3	1.9	2.6	3.1	3.3
Intangible assets	0.0	0.0	0.0	0.0	0.0
Investment in Associates & JVs	0.0	0.0	0.0	0.0	0.0
Other assets	2.1	5.7	5.7	5.7	5.7
Total assets	19.8	49.3	56.2	65.9	73.8
ST interest bearing debt	1.6	1.5	1.5	1.5	1.5
Accounts payable	4.0	4.4	4.8	4.9	5.0
LT interest bearing debt	1.8	1.4	1.4	1.4	1.4
Other liabilities	6.0	1.0	1.0	1.0	1.0
Total Liabilities	13.0	8.3	8.7	8.8	8.9
Shareholders Equity	8.8	44.1	51.4	61.9	70.4
Minority Interest	(2.1)	(3.1)	(3.9)	(4.7)	(5.5)
Total shareholder equity	6.8	41.0	47.5	57.2	64.9
Total liabilities and equity	19.8	49.3	56.2	65.9	73.8
CASH FLOW (MYR m)					
Pretax profit	7.4	5.8	6.6	9.9	13.5
Depreciation & amortisation	0.5	0.7	0.7	1.0	1.2
Adj net interest (income)/exp	0.4	0.3	0.2	0.1	0.0
Change in working capital	(7.8)	(20.4)	7.8	(7.2)	(6.6)
Cash taxes paid	(0.3)	(0.1)	(0.1)	(0.2)	(1.8)
Other operating cash flow	0.0	0.0	0.0	0.0	0.0
Cash flow from operations	1.7	(10.9)	15.0	3.6	6.3
Capex	(0.3)	(1.3)	(1.5)	(1.5)	(1.5)
Free cash flow	1.4	(12.2)	13.5	2.1	4.8
Dividends paid	0.0	0.0	0.0	0.0	(4.0)
Equity raised / (purchased)	0.0	25.1	0.0	0.0	0.0
Change in Debt	1.6	(0.4)	0.0	0.0	0.0
Other invest/financing cash flow	(3.9)	(6.9)	0.0	0.0	0.0
Effect of exch rate changes	(0.1)	(0.2)	0.0	0.0	0.0
Net cash flow	(1.0)	5.4	13.5	2.1	0.8

FYE 31 Dec	FY20A	FY21A	FY22E	FY23E	FY24E
Key Ratios					
Growth ratios (%)					
Revenue growth	64.1	107.4	(23.7)	28.4	20.6
EBITDA growth	88.8	8.4	(16.5)	45.9	34.6
EBIT growth	98.3	6.4	(18.8)	46.4	36.4
Pretax growth	93.7	(21.2)	12.8	49.9	36.8
Reported net profit growth	67.6	(9.2)	6.1	44.4	19.8
Core net profit growth	67.6	20.2	(19.8)	44.4	19.8
Profitability ratios (%)					
EBITDA margin	32.8	17.2	18.8	21.4	23.8
EBIT margin	31.0	15.9	16.9	19.3	21.9
Pretax profit margin	29.3	11.1	16.5	19.2	21.8
Payout ratio	0.0	0.0	0.0	0.0	32.0
DuPont analysis					
Net profit margin (%)	29.7	13.0	18.1	20.4	20.2
Revenue/Assets (x)	1.3	1.1	0.7	0.8	0.8
Assets/Equity (x)	2.2	1.1	1.1	1.1	1.0
ROAE (%)	na	na	na	na	na
ROAA (%)	50.7	26.2	13.8	17.2	18.0
Liquidity & Efficiency					
Cash conversion cycle	(54.5)	101.6	187.3	142.4	157.1
Days receivable outstanding	111.4	160.2	265.9	204.7	209.8
Days inventory outstanding	4.3	1.7	4.0	7.1	7.3
Days payables outstanding	170.2	60.3	82.6	69.4	60.0
Dividend cover (x)	nm	nm	nm	nm	3.1
Current ratio (x)	2.6	6.5	6.9	8.2	9.1
Leverage & Expense Analysis					
Asset/Liability (x)	1.5	6.0	6.5	7.5	8.3
Net gearing (%) (incl perps)	7.2	net cash	net cash	net cash	net cash
Net gearing (%) (excl. perps)	7.2	net cash	net cash	net cash	net cash
Net interest cover (x)	18.0	28.2	34.2	nm	nm
Debt/EBITDA (x)	0.4	0.3	0.4	0.3	0.2
Capex/revenue (%)	1.2	2.5	3.7	2.9	2.4
Net debt/ (net cash)	0.5	(5.3)	(18.8)	(20.9)	(21.7)

Source: Company; Maybank IBG Research

Research Offices

ECONOMICS

Suhaimi ILIAS
Chief Economist
Malaysia | Philippines | Global
(603) 2297 8682
suhaimi_ilias@maybank-ib.com

CHUA Hak Bin
Regional Thematic Macroeconomist
(65) 6231 5830
chuahb@maybank.com

LEE Ju Ye
Singapore | Thailand | Indonesia
(65) 6231 5844
leejuy@maybank.com

Dr Zamros DZULKAFLI
(603) 2082 6818
zamros.d@maybank-ib.com

Fatin Nabila MOHD ZAINI
(603) 2297 8685
fatinnabila.mohdzaini@maybank-ib.com

Brian LEE Shun Rong
(65) 6231 5846
brian.lee1@maybank.com

Luong Thu Huong
(65) 6231 8467
hana.thuhoang @maybank.com

FX

Saktiandi SUPAAT
Head of FX Research
(65) 6320 1379
saktiandi@maybank.com.sg

TAN Yanxi
(65) 6320 1378
tanyx@maybank.com.sg

Fiona LIM
(65) 6320 1374
fionalim@maybank.com.sg

STRATEGY

Anand PATHMAKANTHAN
ASEAN
(603) 2297 8783
anand.pathmakanthan@maybank-ib.com

FIXED INCOME

Winson PHOON, FCA
Head of Fixed Income
(65) 6340 1079
winsonphoon@maybank.com

SE THO Mun Yi, CFA
(603) 2074 7606
munyi.st@maybank-ib.com

PORTFOLIO STRATEGY

CHAN Han Chin
(603) 2297 8888
hanchin.chan@maybank-ib.com

ONG Seng Yeow
(65) 6231 5839
ongsengyeow@maybank.com

MIBG SUSTAINABILITY RESEARCH

Jigar SHAH
Head of Sustainability Research
(91) 22 4223 2632
jigars@maybank.com

Neerav DALAL
(91) 22 4223 2606
neerav@maybank.com

REGIONAL EQUITIES

Anand PATHMAKANTHAN
Head of Regional Equity Research
(603) 2297 8783
anand.pathmakanthan@maybank-ib.com

WONG Chew Hann, CA
Head of ASEAN Equity Research
(603) 2297 8686
wchewh@maybank-ib.com

MALAYSIA

Anand PATHMAKANTHAN Head of Research
(603) 2297 8783
anand.pathmakanthan@maybank-ib.com
• Strategy

WONG Chew Hann, CA
(603) 2297 8686
wchewh@maybank-ib.com
• Non-Bank Financials (stock exchange)
• Construction & Infrastructure

Desmond CH'NG, BFP, FCA
(603) 2297 8680
desmond.chng@maybank-ib.com
• Banking & Finance

LIAW Thong Jung
(603) 2297 8688 tjliaw@maybank-ib.com
• Oil & Gas Services- Regional
• Automotive

ONG Chee Ting, CA
(603) 2297 8678 ct.ong@maybank-ib.com
• Plantations - Regional

YIN Shao Yang, CPA
(603) 2297 8916 samuel.y@maybank-ib.com
• Gaming - Regional
• Media • Aviation • Non-Bank Financials

TAN Chi Wei, CFA
(603) 2297 8690 chiwei.t@maybank-ib.com
• Power • Telcos

WONG Wei Sum, CFA
(603) 2297 8679 weisum@maybank-ib.com
• Property • Glove

Jade TAM
(603) 2297 8687 jade.tam@maybank-ib.com
• Consumer Staples & Discretionary

Nur Farah SYIFAA
(603) 2297 8675
nurfarahsyifaa.mohamadfuad@maybank-ib.com
• Renewable Energy • REITs

Arvind JAYARATNAM
(603) 2297 8692
arvind.jayaratnam@maybank.com
• Petrochemicals • Technology

Shafiq KADIR, CFA
(603) 2297 8691
msshafiqk.abkadir@maybank-ib.com
• Healthcare • Software

LOH Yan Jin
(603) 2297 8687
lohyanjin.loh@maybank-ib.com
• Ports • Shipping

Eugene HOO Yee Hui
(603) 2082 6819
eugene.hoo@maybank.com

TEE Sze Chiah Head of Retail Research
(603) 2082 6858 szechiah.t@maybank-ib.com
• Retail Research

Nik Ihsan RAJA ABDULLAH, MSTA, CFTe
(603) 2297 8694
nikmohdihsan.ra@maybank-ib.com
• Chartist

Amirah AZMI
(603) 2082 8769 amirah.azmi@maybank-ib.com
• Retail Research

SINGAPORE

Thilan WICKRAMASINGHE Head of Research
(65) 6231 5840 thilanw@maybank.com
• Banking & Finance - Regional
• Consumer

CHUA Su Tye
(65) 6231 5842 chuasutye@maybank.com
• REITs - Regional

Eric ONG
(65) 6231 5924 ericong@maybank.com
• Healthcare • Transport • SMIDs

Kelvin TAN
(65) 6231 5837 kelvintan1@maybank.com
• Telcos • Industrials

LI Jialin
(65) 6231 5845 jialin.li@maybank.com
• REITs

PHILIPPINES

Jacqui de JESUS Head of Research
(63) 2 8849 8840
jacqui.dejesus@maybank.com
• Strategy • Conglomerates

Rachelleen RODRIGUEZ, CFA
(63) 2 8849 8843
rachelleen.rodriguez@maybank.com
• Banking & Finance • Transport • Telcos

Daphne SZE
(63) 2 8849 8847
daphne.sze@maybank.com
• Consumer

Miguel SEVIDAL
(63) 2 8849 8844
miguel.sevidal@maybank.com
• REITs • Property • Gaming

Fiorenzo de JESUS
(63) 2 8849 8846
fiorenzo.dejesus@maybank.com
• Utilities

THAILAND

Jesada TECHAHUSDIN, CFA
(66) 2658 6300 ext 1395
jesada.t@maybank.com
• Banking & Finance

Vanida GEISLER, CPA
(66) 2658 6300 ext 1394
Vanida.G@maybank.com
• Property • REITs

Yuwanee PROMMAPORN
(66) 2658 6300 ext 1393
Yuwanee.P@maybank.com
• Services • Healthcare

Wasu MATTANAPOTCHANART
(66) 2658 6300 ext 1392
wasu.m@maybank.com
• Telcos

Surachai PRAMUALCHAROENKIT
(66) 2658 5000 ext 1470
Surachai.p@maybank.com
• Auto • Conmat • Contractor • Steel

Suttatip PEERASUB
(66) 2658 5000 ext 1430
suttatip.p@maybank.com
• Food & Beverage • Commerce

Jaroonpan WATTANAWONG
(66) 2658 5000 ext 1404
jaroonpan.w@maybank.com
• Transportation • Small cap

INDONESIA

Jeffrosenberg CHENLIM Head of Research
(62) 21 8066 8680
Jeffrosenberg.lim@maybank.com
• Strategy

Willy GOUTAMA
(62) 21 8066 8500
willy.goutama@maybank.com
• Consumer

Richard SUHERMAN
(62) 21 8066 8691
richard.suherman@maybank.com
• Metals & Mining

Etta Rusdiana PUTRA
(62) 21 8066 8683
etta.putra@maybank.com
• Telcos

Satriawan, CTA
(62) 21 8066 8682
satriawan@maybank.com
• Chartist

VIETNAM

Quan Trong Thanh Head of Research
(84 28) 44 555 888 ext 8184
thanh.quan@maybank.com
• Strategy • Banks

Hoang Huy, CFA
(84 28) 44 555 888 ext 8181
hoanghuy@maybank.com
• Strategy • Technology

Le Nguyen Nhat Chuyen
(84 28) 44 555 888 ext 8082
chuyen.le@maybank.com
• Oil & Gas • Logistics

Nguyen Thi Sony Tra Mi
(84 28) 44 555 888 ext 8084
trami.nguyen@maybank.com
• Consumer Discretionary

Tyler Manh Dung Nguyen
(84 28) 44 555 888 ext 8085
manhdung.nguyen@maybank.com
• Utilities • Property

Tran Thi Thanh Nhan
(84 28) 44 555 888 ext 8088
nhan.tran@maybank.com
• Consumer Staples

Nguyen Le Tuan Loi
(84 28) 44 555 888 ext 8088
loi.nguyen@maybank.com
• Industrials

Nguyen Thi Ngan Tuyen
Head of Retail Research
(84 28) 44 555 888 ext 8081
tuyen.nguyen@maybank.com
• Retail Research

Nguyen Thanh Lam
(84 28) 44 555 888 ext 8086
thanhlam.nguyen@maybank.com
• Chartist

APPENDIX I: TERMS FOR PROVISION OF REPORT, DISCLAIMERS AND DISCLOSURES

DISCLAIMERS

This report has been prepared by Maybank Investment Bank Bhd (“Maybank IBG”) pursuant to the Research Incentive Program under Bursa Research Incentive Scheme (“Bursa RISE”) administered by Bursa Malaysia Berhad. This report has been produced independent of any influence from Bursa Malaysia Berhad or the subject company. Bursa Malaysia Berhad and its group of companies disclaims any and all liability, howsoever arising, out of or in relation to the administration of Bursa Research Incentive Program and/or this report.

This research report is prepared for general circulation and for information purposes only and under no circumstances should it be considered or intended as an offer to sell or a solicitation of an offer to buy the securities referred to herein. Investors should note that values of such securities, if any, may fluctuate and that each security’s price or value may rise or fall. Opinions or recommendations contained herein are in form of technical ratings and fundamental ratings. Technical ratings may differ from fundamental ratings as technical valuations apply different methodologies and are purely based on price and volume-related information extracted from the relevant jurisdiction’s stock exchange in the equity analysis. Accordingly, investors’ returns may be less than the original sum invested. Past performance is not necessarily a guide to future performance. This report is not intended to provide personal investment advice and does not take into account the specific investment objectives, the financial situation and the particular needs of persons who may receive or read this report. Investors should therefore seek financial, legal and other advice regarding the appropriateness of investing in any securities or the investment strategies discussed or recommended in this report.

The information contained herein has been obtained from sources believed to be reliable but such sources have not been independently verified by Maybank Investment Bank Berhad, its subsidiary and affiliates (collectively, “Maybank IBG”) and consequently no representation is made as to the accuracy or completeness of this report by Maybank IBG and it should not be relied upon as such. Accordingly, Maybank IBG and its officers, directors, associates, connected parties and/or employees (collectively, “Representatives”) shall not be liable for any direct, indirect or consequential losses or damages that may arise from the use or reliance of this report. Any information, opinions or recommendations contained herein are subject to change at any time, without prior notice.

This report may contain forward looking statements which are often but not always identified by the use of words such as “anticipate”, “believe”, “estimate”, “intend”, “plan”, “expect”, “forecast”, “predict” and “project” and statements that an event or result “may”, “will”, “can”, “should”, “could” or “might” occur or be achieved and other similar expressions. Such forward looking statements are based on assumptions made and information currently available to us and are subject to certain risks and uncertainties that could cause the actual results to differ materially from those expressed in any forward looking statements. Readers are cautioned not to place undue relevance on these forward-looking statements. Maybank IBG expressly disclaims any obligation to update or revise any such forward looking statements to reflect new information, events or circumstances after the date of this publication or to reflect the occurrence of unanticipated events.

Maybank IBG and its officers, directors and employees, including persons involved in the preparation or issuance of this report, may, to the extent permitted by law, from time to time participate or invest in financing transactions with the issuer(s) of the securities mentioned in this report, perform services for or solicit business from such issuers, and/or have a position or holding, or other material interest, or effect transactions, in such securities or options thereon, or other investments related thereto. In addition, it may make markets in the securities mentioned in the material presented in this report. One or more directors, officers and/or employees of Maybank IBG may be a director of the issuers of the securities mentioned in this report to the extent permitted by law.

This report is prepared for the use of Maybank IBG’s clients and may not be reproduced, altered in any way, transmitted to, copied or distributed to any other party in whole or in part in any form or manner without the prior express written consent of Maybank IBG and Maybank IBG and its Representatives accepts no liability whatsoever for the actions of third parties in this respect.

This report is not directed to or intended for distribution to or use by any person or entity who is a citizen or resident of or located in any locality, state, country or other jurisdiction where such distribution, publication, availability or use would be contrary to law or regulation. This report is for distribution only under such circumstances as may be permitted by applicable law. The securities described herein may not be eligible for sale in all jurisdictions or to certain categories of investors. Without prejudice to the foregoing, the reader is to note that additional disclaimers, warnings or qualifications may apply based on geographical location of the person or entity receiving this report.

Malaysia

Opinions or recommendations contained herein are in the form of technical ratings and fundamental ratings. Technical ratings may differ from fundamental ratings as technical valuations apply different methodologies and are purely based on price and volume-related information extracted from Bursa Malaysia Securities Berhad in the equity analysis.

Singapore

This report has been produced as of the date hereof and the information herein may be subject to change. Maybank Research Pte. Ltd . (“MRPL”) in Singapore has no obligation to update such information for any recipient. For distribution in Singapore, recipients of this report are to contact MRPL in Singapore in respect of any matters arising from, or in connection with, this report. If the recipient of this report is not an accredited investor, expert investor or institutional investor (as defined under Section 4A of the Singapore Securities and Futures Act), MRPL shall be legally liable for the contents of this report, with such liability being limited to the extent (if any) as permitted by law.

Thailand

Except as specifically permitted, no part of this presentation may be reproduced or distributed in any manner without the prior written permission of Maybank Securities (Thailand) Public Company Limited. Maybank Securities (Thailand) Public Company Limited (“MST”) accepts no liability whatsoever for the actions of third parties in this respect.

Due to different characteristics, objectives and strategies of institutional and retail investors, the research products of MST Institutional and Retail Research departments may differ in either recommendation or target price, or both. MST reserves the rights to disseminate MST Retail Research reports to institutional investors who have requested to receive it. If you are an authorised recipient, you hereby tacitly acknowledge that the research reports from MST Retail Research are first produced in Thai and there is a time lag in the release of the translated English version.

The disclosure of the survey result of the Thai Institute of Directors Association (“IOD”) regarding corporate governance is made pursuant to the policy of the Office of the Securities and Exchange Commission. The survey of the IOD is based on the information of a company listed on the Stock Exchange of Thailand and the market for Alternative Investment disclosed to the public and able to be accessed by a general public investor. The result, therefore, is from the perspective of a third party. It is not an evaluation of operation and is not based on inside information. The survey result is as of the date appearing in the Corporate Governance Report of Thai Listed Companies. As a result, the survey may be changed after that date. MST does not confirm nor certify the accuracy of such survey result.

The disclosure of the Anti-Corruption Progress Indicators of a listed company on the Stock Exchange of Thailand, which is assessed by Thaipat Institute, is made in order to comply with the policy and sustainable development plan for the listed companies of the Office of the Securities and Exchange Commission. Thaipat Institute made this assessment based on the information received from the listed company, as stipulated in the form for the assessment of Anti-corruption which refers to the Annual Registration Statement (Form 56-1), Annual Report (Form 56-2), or other relevant documents or reports of such listed company. The assessment result is therefore made from the perspective of Thaipat Institute that is a third party. It is not an assessment of operation and is not based on any inside information. Since this assessment is only the assessment result as of the date appearing in the assessment result, it may be changed after that date or when there is any change to the relevant information. Nevertheless, MST does not confirm, verify, or certify the accuracy and completeness of the assessment result.

US

This third-party research report is distributed in the United States (“US”) to Major US Institutional Investors (as defined in Rule 15a-6 under the Securities Exchange Act of 1934, as amended) only by Maybank Securities USA Inc (“MSUS”), a broker-dealer registered in the US (registered under Section 15 of the Securities Exchange Act of 1934, as amended). All responsibility for the distribution of this report by MSUS in the US shall be borne by MSUS. This report is not directed at you if Maybank IBG is prohibited or restricted by any legislation or regulation in any jurisdiction from making it available to you. You should satisfy yourself before reading it that MSUS is permitted to provide research material concerning investments to

you under relevant legislation and regulations. All U.S. persons receiving and/or accessing this report and wishing to effect transactions in any security mentioned within must do so with: Maybank Securities USA Inc. 400 Park Avenue, 11th Floor, New York, New York 10022, 1-(212) 688-8886 and not with, the issuer of this report.

UK

This document is being distributed by Maybank Securities (London) Ltd (“MSUK”) which is authorized and regulated, by the Financial Conduct Authority and is for Informational Purposes only. This document is not intended for distribution to anyone defined as a Retail Client under the Financial Services and Markets Act 2000 within the UK. Any inclusion of a third party link is for the recipients convenience only, and that the firm does not take any responsibility for its comments or accuracy, and that access to such links is at the individuals own risk. Nothing in this report should be considered as constituting legal, accounting or tax advice, and that for accurate guidance recipients should consult with their own independent tax advisers.

DISCLOSURES

Legal Entities Disclosures

Malaysia: This report is issued and distributed in Malaysia by Maybank Investment Bank Berhad (15938- H) which is a Participating Organization of Bursa Malaysia Berhad and a holder of Capital Markets and Services License issued by the Securities Commission in Malaysia. **Singapore:** This report is distributed in Singapore by MRPL (Co. Reg No 198700034E) which is regulated by the Monetary Authority of Singapore. **Indonesia:** PT Maybank Sekuritas Indonesia (“PTMSI”) (Reg. No. KEP-251/PM/1992) is a member of the Indonesia Stock Exchange and is regulated by the Financial Services Authority (Indonesia). **Thailand:** MST (Reg. No.0107545000314) is a member of the Stock Exchange of Thailand and is regulated by the Ministry of Finance and the Securities and Exchange Commission. **Philippines:** Maybank Securities Inc (Reg. No.01-2004-00019) is a member of the Philippines Stock Exchange and is regulated by the Securities and Exchange Commission. **Vietnam:** Maybank Securities Limited (License Number: 117/GP-UBCK) is licensed under the State Securities Commission of Vietnam. **Hong Kong:** MIB Securities (Hong Kong) Limited (Central Entity No AAD284) is regulated by the Securities and Futures Commission. **India:** MIB Securities India Private Limited (“MIBSI”) is a participant of the National Stock Exchange of India Limited and the Bombay Stock Exchange and is regulated by Securities and Exchange Board of India (“SEBI”) (Reg. No. INZ000010538). MIBSI is also registered with SEBI as Category 1 Merchant Banker (Reg. No. INM 000011708) and as Research Analyst (Reg No: INH000000057) **US:** Maybank Securities USA Inc is a member of/and is authorized and regulated by the FINRA - Broker ID 27861. **UK:** Maybank Securities (London) Ltd (Reg No 2377538) is authorized and regulated by the Financial Conduct Authority.

Disclosure of Interest

Malaysia: Maybank IBG and its Representatives may from time to time have positions or be materially interested in the securities referred to herein and may further act as market maker or may have assumed an underwriting commitment or deal with such securities and may also perform or seek to perform investment banking services, advisory and other services for or relating to those companies.

Singapore: As of 23 September 2022, Maybank Research Pte. Ltd. and the covering analyst do not have any interest in any companies recommended in this research report.

Thailand: MST may have a business relationship with or may possibly be an issuer of derivative warrants on the securities /companies mentioned in the research report. Therefore, Investors should exercise their own judgment before making any investment decisions. MST, its associates, directors, connected parties and/or employees may from time to time have interests and/or underwriting commitments in the securities mentioned in this report.

Hong Kong: As of 23 September 2022, MIB Securities (Hong Kong) Limited and the authoring analyst do not have any interest in any companies recommended in this research report.

India: As of 23 September 2022, and at the end of the month immediately preceding the date of publication of the research report, MIBSI, authoring analyst or their associate / relative does not hold any financial interest or any actual or beneficial ownership in any shares or having any conflict of interest in the subject companies except as otherwise disclosed in the research report.

In the past twelve months MIBSI and authoring analyst or their associate did not receive any compensation or other benefits from the subject companies or third party in connection with the research report on any account what so ever except as otherwise disclosed in the research report.

Maybank IBG may have, within the last three years, served as manager or co-manager of a public offering of securities for, or currently may make a primary market in issues of, any or all of the entities mentioned in this report or may be providing, or have provided within the previous 12 months, significant advice or investment services in relation to the investment concerned or a related investment and may receive compensation for the services provided from the companies covered in this report.

OTHERS

Analyst Certification of Independence

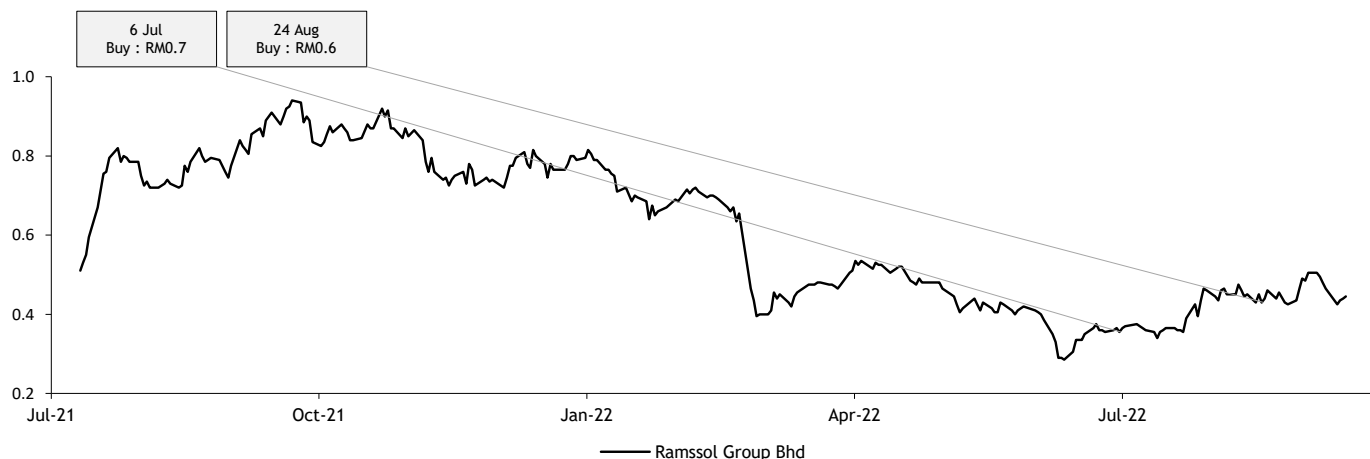
The views expressed in this research report accurately reflect the analyst’s personal views about any and all of the subject securities or issuers; and no part of the research analyst’s compensation was, is or will be, directly or indirectly, related to the specific recommendations or views expressed in the report.

Reminder

Structured securities are complex instruments, typically involve a high degree of risk and are intended for sale only to sophisticated investors who are capable of understanding and assuming the risks involved. The market value of any structured security may be affected by changes in economic, financial and political factors (including, but not limited to, spot and forward interest and exchange rates), time to maturity, market conditions and volatility and the credit quality of any issuer or reference issuer. Any investor interested in purchasing a structured product should conduct its own analysis of the product and consult with its own professional advisers as to the risks involved in making such a purchase.

No part of this material may be copied, photocopied or duplicated in any form by any means or redistributed without the prior consent of Maybank IBG.

Historical recommendations and target price: Ramssol Group Bhd (RAMSSOL MK)



Definition of Ratings

Maybank IBG Research uses the following rating system

- BUY** Return is expected to be above 10% in the next 12 months (including dividends)
- HOLD** Return is expected to be between 0% to 10% in the next 12 months (including dividends)
- SELL** Return is expected to be below 0% in the next 12 months (including dividends)

Applicability of Ratings

The respective analyst maintains a coverage universe of stocks, the list of which may be adjusted according to needs. Investment ratings are only applicable to the stocks which form part of the coverage universe. Reports on companies which are not part of the coverage do not carry investment ratings as we do not actively follow developments in these companies.

Malaysia

Maybank Investment Bank Berhad
 (A Participating Organisation of
 Bursa Malaysia Securities Berhad)
 33rd Floor, Menara Maybank,
 100 Jalan Tun Perak,
 50050 Kuala Lumpur
 Tel: (603) 2059 1888;
 Fax: (603) 2078 4194

Stockbroking Business:
 Level 8, Tower C, Dataran Maybank,
 No.1, Jalan Maarof
 59000 Kuala Lumpur
 Tel: (603) 2297 8888
 Fax: (603) 2282 5136

Singapore

Maybank Securities Pte Ltd
 Maybank Research Pte Ltd
 50 North Canal Road
 Singapore 059304

Tel: (65) 6336 9090

Hong Kong

MIB Securities (Hong Kong) Limited
 28/F, Lee Garden Three,
 1 Sunning Road, Causeway Bay,
 Hong Kong

Tel: (852) 2268 0800
 Fax: (852) 2877 0104

London

Maybank Securities (London) Ltd
 PNB House
 77 Queen Victoria Street
 London EC4V 4AY, UK

Tel: (44) 20 7332 0221
 Fax: (44) 20 7332 0302

Indonesia

PT Maybank Sekuritas Indonesia
 Sentral Senayan III, 22nd Floor
 Jl. Asia Afrika No. 8
 Gelora Bung Karno, Senayan
 Jakarta 10270, Indonesia

Tel: (62) 21 2557 1188
 Fax: (62) 21 2557 1189

New York

Maybank Securities USA Inc
 400 Park Avenue, 11th Floor
 New York, New York 10022,
 U.S.A.

Tel: (212) 688 8886
 Fax: (212) 688 3500

India

MIB Securities India Pte Ltd
 1101, 11th floor, A Wing, Kanakia
 Wall Street, Chakala, Andheri -
 Kurla Road, Andheri East,
 Mumbai City - 400 093, India

Tel: (91) 22 6623 2600
 Fax: (91) 22 6623 2604

Philippines

Maybank Securities Inc
 17/F, Tower One & Exchange Plaza
 Ayala Triangle, Ayala Avenue
 Makati City, Philippines 1200

Tel: (63) 2 8849 8888
 Fax: (63) 2 8848 5738

Thailand

Maybank Securities (Thailand) PCL
 999/9 The Offices at Central World,
 20th - 21st Floor,
 Rama 1 Road Pathumwan,
 Bangkok 10330, Thailand

Tel: (66) 2 658 6817 (sales)
 Tel: (66) 2 658 6801 (research)

Vietnam

Maybank Securities Limited
 Floor 10, Pearl 5 Tower,
 5 Le Quy Don Street,
 Vo Thi Sau Ward, District 3
 Ho Chi Minh City, Vietnam

Tel : (84) 28 44 555 888
 Fax : (84) 28 38 271 030

Sales Trading

Kevin Foy
 Regional Head Sales Trading
 kevinfoy@maybank.com
 Tel: (65) 6636-3620
 US Toll Free: 1-866-406-7447

Indonesia
 Helen Widjaja
 helen.widjaja@maybank.com
 (62) 21 2557 1188

New York
 James Lynch
 jlynch@maybank-keusa.com
 Tel: (212) 688 8886

Philippines
 Keith Roy
 keith_roy@maybank.com
 Tel: (63) 2 848-5288

London
 Greg Smith
 gsmith@maybank.co.uk
 Tel: (44) 207-332-0221

India
 Sanjay Makhija
 sanjaymakhija@maybank.com
 Tel: (91)-22-6623-2629

www.maybank.com/investment-banking
www.maybank-keresearch.com