

Al-Salam REIT (SALAM MK)

Turnaround strategy at Komtar JBCC

Maintain BUY with 8.9% net yield

KOMTAR JBCC's occupancy has improved since 3Q22 after the reopening of Singapore-Johor Causeway, with an occupancy rate of 62% as at end-2022 based on confirmed tenants, and 76% based on Letter Of Offer (LOO) signed. We are positive on ALSREIT's near-term growth outlook post meeting with management with earnings improvement from KOMTAR JBCC by 2H23. Meanwhile, assets operated by QSR Brand continue to provide income stability on the back of their triple net lease arrangement (c.51% of ALSREIT's FY22 NPI). Maintain BUY and MYR0.49 DDM-TP (Ke: 9.9%).

Improving outlook at Komtar JBCC

We understand that footfall at Komtar JBCC has recovered to 4.7m pax in 2022 (2021: 1.2m). To note, the pre-pandemic traffic level was almost 10m pax p.a. We expect footfall to improve further due to rising cross-border activities. Management targets an occupancy rate of 86% by end-2023 (from 76% end-2022 based on LOO signed), with the confirmed tenants to fully move in by 2H23 after refurbishment works at their stores complete.

To reposition Komtar JBCC

In anticipation of an increase in footfall, ALSREIT has appointed a retail consultant and food court operator as it plans to focus on F&B, kids' entertainment and experiential shopping, as well as to improve Komtar JBCC's physical look and feel. Moving forward, the Johor Bahru-Singapore Rapid Transit System (RTS), which is scheduled to be operational in early-2027, is expected to be an important catalyst to improve the mall's yield performance, due to the mall's close proximity to the Bukit Chagar station.

Rich pipeline, but limited by gearing

Moving forward, ALSREIT plans to diversify its asset class to Industrial properties, to comprise at least 40% of its total assets. Its current asset mix is 54% Retail, 25% F&B, 15% Industrial & other, and 6% Office. It will capitalise on JCorp's properties in major industrial parks like Ibrahim Technopolis (IBTEC), Tanjung Langsat Industrial Park, Muar Furniture Park and Pengerang Industrial Park. ALSREIT is also looking to partner with QSR for the development of both future downstream assets, particularly drive-thru restaurants, as well as upstream assets e.g. factory and cold room. We expect some of these future acquisitions to be fully financed by equity.

FYE Dec (MYR m)	FY21A	FY22A	FY23E	FY24E	FY25E
Revenue	72	72	93	95	97
Net property income	55	51	68	69	69
Core net profit	15	16	27	27	28
Core EPU (sen)	2.5	2.7	4.6	4.7	4.8
Core EPU growth (%)	0.6	7.4	69.2	2.4	1.2
Net DPU (sen)	2.1	2.3	3.8	3.9	4.0
Net DPU growth (%)	10.6	8.7	70.8	2.4	1.2
P/NTA (x)	0.5	0.3	0.4	0.4	0.4
Net DPU yield (%)	4.3	6.1	8.9	9.2	9.3
ROAE (%)	0.5	10.6	4.2	4.2	4.3
ROAA (%)	1.2	1.2	2.0	2.1	2.1
Debt/Assets (x)	0.51	0.49	0.49	0.48	0.48
Consensus Net DPU	-	-	3.4	3.5	3.6
MIBG vs. Consensus (%)	-	-	12.3	12.1	10.6

Nur Farah Syifaa
 nurfarahsyifaa.mohamadfuad@maybank-ib.com
 (603) 2297 8675

BUY

Share Price	MYR 0.43
12m Price Target	MYR 0.49 (+24%)
Previous Price Target	MYR 0.49

Company Description

Al-Salam REIT primarily invests and manages a real estate portfolio which consists of office, retail and F&B assets.

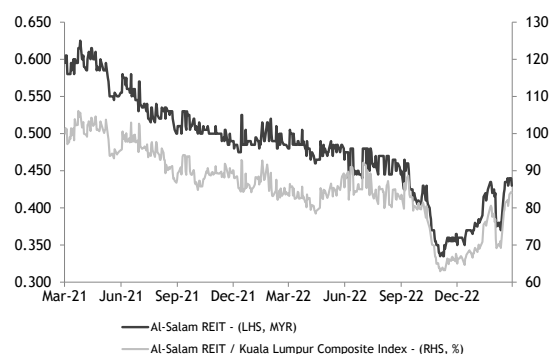
Statistics

52w high/low (MYR)	0.51/0.34
3m avg turnover (USDm)	0.0
Free float (%)	9.1
Issued shares (m)	580
Market capitalisation	MYR249.4M USD56M

Major shareholders:

Johor Corp.	52.5%
Tabung Amanah Warisan Negeri Johor	16.6%
Kumpulan Waqaf An Nur Bhd.	10.0%

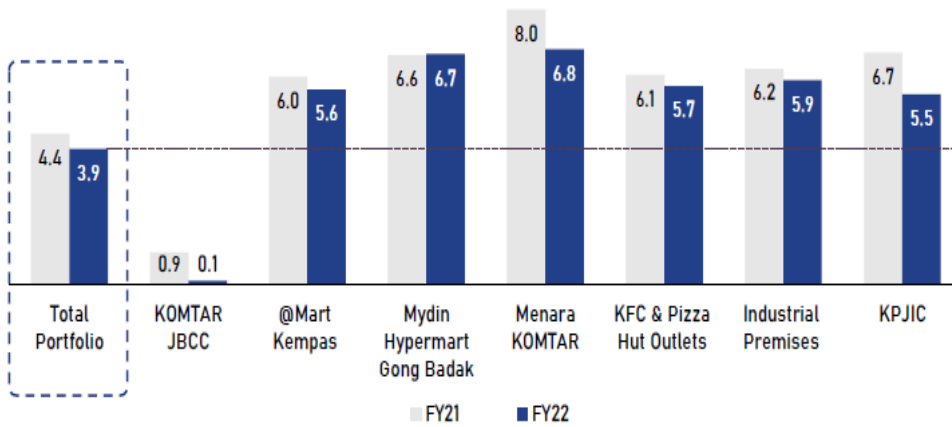
Price Performance



	-1M	-3M	-12M
Absolute (%)	4	18	(10)
Relative to index (%)	8	23	(1)

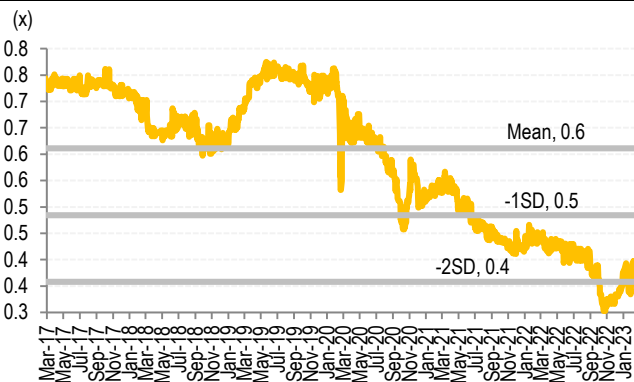
Source: FactSet

Fig 1: Property yield 2022



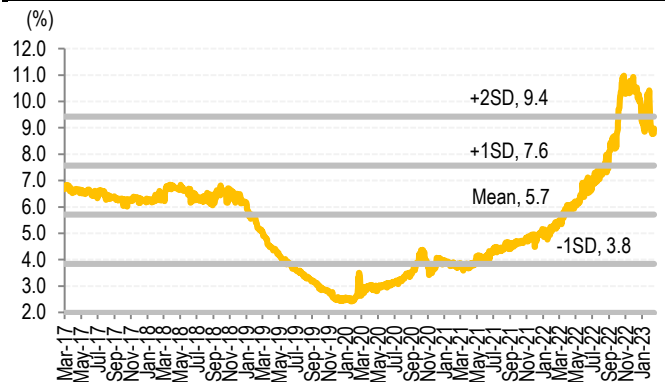
Source: Trust

Fig 2: Forward PBV



Source: Bloomberg, Maybank IBG Research

Fig 3: Forward net dividend yield



Source: Bloomberg, Maybank IBG Research

Risk statement

There are several risks to our earnings estimates, target price and rating for ALSREIT. Changes in rental rates, occupancy rates, operating expenses and interest rates may lead to lower earnings for ALSREIT. All of ALSREIT’s borrowings are based on floating rates. About 1/3 of KOMTAR JBCC’s leases are due for renewal in FY23.

FYE 31 Dec	FY21A	FY22A	FY23E	FY24E	FY25E
Key Metrics					
Price/DPU(x)	23.4	16.4	11.2	10.9	10.8
P/BV (x)	0.5	0.3	0.4	0.4	0.4
P/NTA (x)	0.5	0.3	0.4	0.4	0.4
DPU yield (%)	4.7	6.8	9.9	10.2	10.3
FCF yield (%)	12.8	23.8	4.9	10.1	10.5
INCOME STATEMENT (MYR m)					
Revenue	71.5	71.8	93.3	95.3	97.2
Net property income	55.0	51.4	68.0	69.0	69.3
Management and trustee fees	(13.4)	(4.2)	(5.4)	(5.4)	(5.4)
Net financing costs	(25.7)	(27.9)	(36.0)	(36.3)	(36.3)
Associates & JV	0.0	0.0	0.0	0.0	0.0
Exceptionals	(12.7)	46.7	0.0	0.0	0.0
Other pretax income/expenses	0.0	0.0	0.0	0.0	0.0
Pretax profit	3.2	66.0	26.6	27.3	27.6
Income tax	0.0	0.0	0.0	0.0	0.0
Minorities	0.0	(0.6)	0.0	0.0	0.0
Discontinued operations	0.0	0.0	0.0	0.0	0.0
Net profit	3.2	65.4	26.6	27.3	27.6
Core net profit	14.6	15.7	26.6	27.3	27.6
Distributable inc to unitholders	14.6	15.7	26.6	27.3	27.6
BALANCE SHEET (MYR m)					
Cash & Short Term Investments	9.8	13.6	1.0	0.8	1.2
Accounts receivable	38.4	28.3	35.8	36.6	37.2
Property, Plant & Equip (net)	0.7	0.8	0.7	0.7	0.6
Investment properties	1,177.2	1,224.2	1,225.6	1,227.0	1,228.4
Intangible assets	0.0	0.0	0.0	0.0	0.0
Investment in Associates & JVs	0.0	0.0	0.0	0.0	0.0
Other assets	27.4	38.3	48.4	49.4	50.3
Total assets	1,253.5	1,305.1	1,311.4	1,314.4	1,317.8
ST interest bearing debt	0.0	450.2	450.2	450.2	450.2
Accounts payable	14.0	18.8	23.2	24.3	25.7
LT interest bearing debt	635.7	187.1	187.1	187.1	187.1
Other liabilities	13.2	9.3	9.3	9.3	9.3
Total Liabilities	662.9	665.3	669.8	670.8	672.3
Shareholders Equity	590.6	639.8	641.6	643.6	645.5
Minority Interest	0.0	0.0	0.0	0.0	0.0
Total shareholder equity	590.6	639.8	641.6	643.6	645.5
Total liabilities and equity	1,253.5	1,305.1	1,311.4	1,314.4	1,317.8
CASH FLOW (MYR m)					
Cash flow from operations	36.5	51.7	13.6	26.6	27.5
Capex	(0.6)	(0.5)	(1.4)	(1.4)	(1.4)
Acquisitions & investments	0.0	0.0	0.0	0.0	0.0
Disposal of FA & investments	0.0	0.0	0.0	0.0	0.0
Dividend income from associates	0.0	0.0	0.0	0.0	0.0
Other investing cash flow	0.3	0.5	0.0	0.0	0.0
CF from investing activities	(0.3)	(0.0)	(1.4)	(1.4)	(1.4)
Dividends paid	(10.0)	(16.2)	(24.8)	(25.4)	(25.7)
Interest expense	0.0	0.0	0.0	0.0	0.0
Change in debt	1.0	0.0	0.0	0.0	0.0
Equity raised / (purchased)	0.0	0.0	0.0	0.0	0.0
Other financial activities	(26.2)	(26.8)	0.0	0.0	0.0
CF from financing activities	(35.2)	(43.0)	(24.8)	(25.4)	(25.7)
Effect of exchange rate changes	0.0	0.0	0.0	0.0	0.0
Net cash flow	1.1	8.7	(12.6)	(0.2)	0.4

FYE 31 Dec	FY21A	FY22A	FY23E	FY24E	FY25E
Key Ratios					
Growth ratios (%)					
Revenue growth	(16.9)	0.4	29.9	2.2	2.0
Net property income growth	(15.4)	(6.5)	32.3	1.4	0.5
Core net profit growth	0.6	7.4	69.2	2.4	1.2
Distributable income growth	0.6	7.4	69.2	2.4	1.2
Profitability ratios (%)					
Net property income margin	76.9	71.6	73.0	72.4	71.3
Core net profit margin	20.5	21.9	28.5	28.6	28.4
Payout ratio	nm	19.9	83.7	83.7	83.7
DuPont analysis					
Total return margin (%)	4.5	91.1	28.5	28.6	28.4
Gross revenue/Assets (x)	0.1	0.1	0.1	0.1	0.1
Assets/Equity (x)	2.1	2.0	2.0	2.0	2.0
ROAE (%)	0.5	10.6	4.2	4.2	4.3
ROAA (%)	1.2	1.2	2.0	2.1	2.1
Leverage & Expense Analysis					
Asset/Liability (x)	1.9	2.0	2.0	2.0	2.0
Net gearing (%) (excl. perps)	106.0	97.5	99.2	98.9	98.5
Net interest cover (x)	1.6	1.7	1.7	1.8	1.8
Debt/EBITDA (x)	15.2	13.5	10.2	10.0	10.0
Capex/revenue (%)	0.9	0.7	1.5	1.5	1.4
Net debt/ (net cash)	625.9	623.7	636.3	636.5	636.1
Debt/Assets (x)	0.51	0.49	0.49	0.48	0.48

Source: Company; Maybank IBG Research

Research Offices

ECONOMICS

Suhaimi ILIAS
Chief Economist
Malaysia | Philippines | Global
(603) 2297 8682
suhaimi_ilias@maybank-ib.com

CHUA Hak Bin
Regional Thematic Macroeconomist
(65) 6231 5830
chuahb@maybank.com

LEE Ju Ye
Singapore | Thailand | Indonesia
(65) 6231 5844
leejuy@maybank.com

Dr Zamros DZULKAFI
(603) 2082 6818
zamros.d@maybank-ib.com

Fatin Nabila MOHD ZAINI
(603) 2297 8685
fatinnabila.mohdzaini@maybank-ib.com

Brian LEE Shun Rong
(65) 6231 5846
brian.lee1@maybank.com

Luong Thu Huong
(65) 6231 8467
hana.thuluong@maybank.com

FX

Saktiandi SUPAAT
Head of FX Research
(65) 6320 1379
saktiandi@maybank.com

Fiona LIM
(65) 6320 1374
fionalim@maybank.com

Alan Lau
(65) 6320 1378
alantau@maybank.com

Shaun Lim
(65) 6320 1371
shaunlim@maybank.com

STRATEGY

Anand PATHMAKANTHAN
ASEAN
(603) 2297 8783
anand.pathmakanthan@maybank-ib.com

FIXED INCOME

Winson PHOON, CFA
Head of Fixed Income
(65) 6340 1079
winsonphoon@maybank.com

SE THO Mun Yi, CFA
(603) 2074 7606
munyi.st@maybank-ib.com

PORTFOLIO STRATEGY

CHAN Han Chin
(603) 2297 8888
hanchin.chan@maybank-ib.com

ONG Seng Yeow
(65) 6231 5839
ongsengyeow@maybank.com

MIBG SUSTAINABILITY RESEARCH

Jigar SHAH
Head of Sustainability Research
(91) 22 4223 2632
jigars@maybank.com

Neerav DALAL
(91) 22 4223 2606
neerav@maybank.com

REGIONAL EQUITIES

Anand PATHMAKANTHAN
Head of Regional Equity Research
(603) 2297 8783
anand.pathmakanthan@maybank-ib.com

WONG Chew Hann, CA
Head of ASEAN Equity Research
(603) 2297 8686
wchewh@maybank-ib.com

MALAYSIA

Anand PATHMAKANTHAN Head of Research
(603) 2297 8783
anand.pathmakanthan@maybank-ib.com
• Strategy

WONG Chew Hann, CA
(603) 2297 8686
wchewh@maybank-ib.com
• Non-Bank Financials (stock exchange)
• Construction & Infrastructure

Desmond CH'NG, BFP, FCA
(603) 2297 8680
desmond.chng@maybank-ib.com
• Banking & Finance

LIAW Thong Jung
(603) 2297 8688 tjliaw@maybank-ib.com
• Oil & Gas Services- Regional
• Automotive

ONG Chee Ting, CA
(603) 2297 8678 ct.ong@maybank-ib.com
• Plantations - Regional

YIN Shao Yang, CPA
(603) 2297 8916 samuel.y@maybank-ib.com
• Gaming - Regional
• Media • Aviation • Non-Bank Financials

TAN Chi Wei, CFA
(603) 2297 8690 chiwei.t@maybank-ib.com
• Power • Telcos

WONG Wei Sum, CFA
(603) 2297 8679 weisum@maybank-ib.com
• Property • Glove

Jade TAM
(603) 2297 8687 jade.tam@maybank-ib.com
• Consumer Staples & Discretionary

Nur Farah SYIFAA
(603) 2297 8675
nurfarahsyifaa.mohamadfuad@maybank-ib.com
• Renewable Energy • REITs

Arvind JAYARATNAM
(603) 2297 8692
arvind.jayaratnam@maybank.com
• Petrochemicals • Technology

Shafiq KADIR, CFA
(603) 2297 8691
msshafiq.abkadir@maybank-ib.com
• Healthcare • Software

LOH Yan Jin
(603) 2297 8687
lohyanjin.loh@maybank-ib.com
• Ports • Shipping

Eugene HOO Yee Hui
(603) 2082 6819
eugene.hoo@maybank.com
• Media

TEE Sze Chiah Head of Retail Research
(603) 2082 6858 szechiah.t@maybank-ib.com
• Retail Research

Nik Ihsan RAJA ABDULLAH, MSTA, CFTe
(603) 2297 8694
nikmohdihsan.ra@maybank-ib.com
• Chartist

Amirah AZMI
(603) 2082 8769 amirah.azmi@maybank-ib.com
• Retail Research

SINGAPORE

Thilan WICKRAMASINGHE Head of Research
(65) 6231 5840 thilanw@maybank.com
• Banking & Finance - Regional
• Consumer

Eric ONG
(65) 6231 5849 ericong@maybank.com
• Healthcare • Transport • SMIDs

Kelvin TAN
(65) 6231 5837 kelvin.tan1@maybank.com
• Telcos • Industrials

LI Jialin
(65) 6231 5845 jialin.li@maybank.com
• REITs

Jarick SEET
(65) 6231 5848 jarick.seet@maybank.com
• Technology

Krishna GÜHA
(65) 6231 5842 krishna.guha@maybank.com
• REITs

PHILIPPINES

Jacqui de JESUS Head of Research
(63) 2 8849 8840
jacqui.dejesus@maybank.com
• Strategy • Conglomerates

Rachelleen RODRIGUEZ, CFA
(63) 2 8849 8843
rachelleen.rodriguez@maybank.com
• Banking & Finance • Transport • Telcos

Daphne SZE
(63) 2 8849 8847
daphne.sze@maybank.com
• Consumer

Miguel SEVIDAL
(63) 2 8849 8844
miguel.sevidal@maybank.com
• REITs • Property • Gaming

Fiorenzo de JESUS
(63) 2 8849 8846
fiorenzo.dejesus@maybank.com
• Utilities

Alexa Mae CARVAJAL
(63) 2 8849 8838
alexamae.carvaja@maybank.com
• Consumer

THAILAND

Jesada TECHAHUSDIN, CFA
(66) 2658 6300 ext 1395
jesada.t@maybank.com
• Banking & Finance

Yuwanee PROMMAPORN
(66) 2658 6300 ext 1393
Yuwanee.P@maybank.com
• Services • Healthcare

Wasu MATTANAPOTCHANART
(66) 2658 6300 ext 1392
wasu.m@maybank.com
• Telcos

Surachai PRAMUALCHAROENKIT
(66) 2658 5000 ext 1470
Surachai.p@maybank.com
• Auto • Conmat • Contractor • Steel

Suttatip PEERASUB
(66) 2658 5000 ext 1430
suttatip.p@maybank.com
• Food & Beverage • Commerce

Jaroonpan WATTANAWONG
(66) 2658 5000 ext 1404
jaroonpan.w@maybank.com
• Transportation • Small cap

INDONESIA

Jeffrosenberg CHENLIM Head of Research
(62) 21 8066 8680
Jeffrosenberg.lim@maybank.com
• Strategy • Banking & Finance • Property

Willy GOUTAMA
(62) 21 8066 8500
willy.goutama@maybank.com
• Consumer

Richard SUHERMAN
(62) 21 8066 8683
richard.suherman@maybank.com
• Metals & Mining

Etta Rusdiana PUTRA
(62) 21 8066 8683
etta.putra@maybank.com
• Telcos

William Jefferson W
(62) 21 8066 8563
william.jefferson@maybank.com
• Property

Satriawan Haryono, CEWA, CTA
(62) 21 8066 8682
satriawan@maybank.com
• Chartist

VIETNAM

Quan Trong Thanh Head of Research
(84 28) 44 555 888 ext 8184
thanh.quan@maybank.com
• Strategy • Banks

Hoang Huy, CFA
(84 28) 44 555 888 ext 8181
hoanghuy@maybank.com
• Strategy • Technology

Le Nguyen Nhat Chuyen
(84 28) 44 555 888 ext 8082
chuyen.le@maybank.com
• Oil & Gas • Logistics

Nguyen Thi Sony Tra Mi
(84 28) 44 555 888 ext 8084
trami.nguyen@maybank.com
• Consumer Discretionary

Tran Thi Thanh Nhan
(84 28) 44 555 888 ext 8088
nhan.tran@maybank.com
• Consumer Staples

Nguyen Le Tuan Loi
(84 28) 44 555 888 ext 8088
loi.nguyen@maybank.com
• Industrials

Nguyen Thi Ngan Tuyen
Head of Retail Research
(84 28) 44 555 888 ext 8081
tuyen.nguyen@maybank.com
• Retail Research

Nguyen Thanh Lam
(84 28) 44 555 888 ext 8086
thanhlam.nguyen@maybank.com
• Chartist

APPENDIX I: TERMS FOR PROVISION OF REPORT, DISCLAIMERS AND DISCLOSURES

DISCLAIMERS

This research report is prepared for general circulation and for information purposes only and under no circumstances should it be considered or intended as an offer to sell or a solicitation of an offer to buy the securities referred to herein. Investors should note that values of such securities, if any, may fluctuate and that each security's price or value may rise or fall. Opinions or recommendations contained herein are in form of technical ratings and fundamental ratings. Technical ratings may differ from fundamental ratings as technical valuations apply different methodologies and are purely based on price and volume-related information extracted from the relevant jurisdiction's stock exchange in the equity analysis. Accordingly, investors' returns may be less than the original sum invested. Past performance is not necessarily a guide to future performance. This report is not intended to provide personal investment advice and does not take into account the specific investment objectives, the financial situation and the particular needs of persons who may receive or read this report. Investors should therefore seek financial, legal and other advice regarding the appropriateness of investing in any securities or the investment strategies discussed or recommended in this report.

The information contained herein has been obtained from sources believed to be reliable but such sources have not been independently verified by Maybank Investment Bank Berhad, its subsidiary and affiliates (collectively, "Maybank IBG") and consequently no representation is made as to the accuracy or completeness of this report by Maybank IBG and it should not be relied upon as such. Accordingly, Maybank IBG and its officers, directors, associates, connected parties and/or employees (collectively, "Representatives") shall not be liable for any direct, indirect or consequential losses or damages that may arise from the use or reliance of this report. Any information, opinions or recommendations contained herein are subject to change at any time, without prior notice.

This report may contain forward looking statements which are often but not always identified by the use of words such as "anticipate", "believe", "estimate", "intend", "plan", "expect", "forecast", "predict" and "project" and statements that an event or result "may", "will", "can", "should", "could" or "might" occur or be achieved and other similar expressions. Such forward looking statements are based on assumptions made and information currently available to us and are subject to certain risks and uncertainties that could cause the actual results to differ materially from those expressed in any forward looking statements. Readers are cautioned not to place undue relevance on these forward-looking statements. Maybank IBG expressly disclaims any obligation to update or revise any such forward looking statements to reflect new information, events or circumstances after the date of this publication or to reflect the occurrence of unanticipated events.

Maybank IBG and its officers, directors and employees, including persons involved in the preparation or issuance of this report, may, to the extent permitted by law, from time to time participate or invest in financing transactions with the issuer(s) of the securities mentioned in this report, perform services for or solicit business from such issuers, and/or have a position or holding, or other material interest, or effect transactions, in such securities or options thereon, or other investments related thereto. In addition, it may make markets in the securities mentioned in the material presented in this report. One or more directors, officers and/or employees of Maybank IBG may be a director of the issuers of the securities mentioned in this report to the extent permitted by law.

This report is prepared for the use of Maybank IBG's clients and may not be reproduced, altered in any way, transmitted to, copied or distributed to any other party in whole or in part in any form or manner without the prior express written consent of Maybank IBG and Maybank IBG and its Representatives accepts no liability whatsoever for the actions of third parties in this respect.

This report is not directed to or intended for distribution to or use by any person or entity who is a citizen or resident of or located in any locality, state, country or other jurisdiction where such distribution, publication, availability or use would be contrary to law or regulation. This report is for distribution only under such circumstances as may be permitted by applicable law. The securities described herein may not be eligible for sale in all jurisdictions or to certain categories of investors. Without prejudice to the foregoing, the reader is to note that additional disclaimers, warnings or qualifications may apply based on geographical location of the person or entity receiving this report.

Malaysia

Opinions or recommendations contained herein are in the form of technical ratings and fundamental ratings. Technical ratings may differ from fundamental ratings as technical valuations apply different methodologies and are purely based on price and volume-related information extracted from Bursa Malaysia Securities Berhad in the equity analysis.

Singapore

This report has been produced as of the date hereof and the information herein may be subject to change. Maybank Research Pte. Ltd. ("MRPL") in Singapore has no obligation to update such information for any recipient. For distribution in Singapore, recipients of this report are to contact MRPL in Singapore in respect of any matters arising from, or in connection with, this report. If the recipient of this report is not an accredited investor, expert investor or institutional investor (as defined under Section 4A of the Singapore Securities and Futures Act), MRPL shall be legally liable for the contents of this report, with such liability being limited to the extent (if any) as permitted by law.

Thailand

Except as specifically permitted, no part of this presentation may be reproduced or distributed in any manner without the prior written permission of Maybank Securities (Thailand) Public Company Limited. Maybank Securities (Thailand) Public Company Limited ("MST") accepts no liability whatsoever for the actions of third parties in this respect.

Due to different characteristics, objectives and strategies of institutional and retail investors, the research products of MST Institutional and Retail Research departments may differ in either recommendation or target price, or both. MST reserves the rights to disseminate MST Retail Research reports to institutional investors who have requested to receive it. If you are an authorised recipient, you hereby tacitly acknowledge that the research reports from MST Retail Research are first produced in Thai and there is a time lag in the release of the translated English version.

The disclosure of the survey result of the Thai Institute of Directors Association ("IOD") regarding corporate governance is made pursuant to the policy of the Office of the Securities and Exchange Commission. The survey of the IOD is based on the information of a company listed on the Stock Exchange of Thailand and the market for Alternative Investment disclosed to the public and able to be accessed by a general public investor. The result, therefore, is from the perspective of a third party. It is not an evaluation of operation and is not based on inside information. The survey result is as of the date appearing in the Corporate Governance Report of Thai Listed Companies. As a result, the survey may be changed after that date. MST does not confirm nor certify the accuracy of such survey result.

The disclosure of the Anti-Corruption Progress Indicators of a listed company on the Stock Exchange of Thailand, which is assessed by Thaipat Institute, is made in order to comply with the policy and sustainable development plan for the listed companies of the Office of the Securities and Exchange Commission. Thaipat Institute made this assessment based on the information received from the listed company, as stipulated in the form for the assessment of Anti-corruption which refers to the Annual Registration Statement (Form 56-1), Annual Report (Form 56-2), or other relevant documents or reports of such listed company. The assessment result is therefore made from the perspective of Thaipat Institute that is a third party. It is not an assessment of operation and is not based on any inside information. Since this assessment is only the assessment result as of the date appearing in the assessment result, it may be changed after that date or when there is any change to the relevant information. Nevertheless, MST does not confirm, verify, or certify the accuracy and completeness of the assessment result.

US

This third-party research report is distributed in the United States ("US") to Major US Institutional Investors (as defined in Rule 15a-6 under the Securities Exchange Act of 1934, as amended) only by Wedbush Securities Inc. ("Wedbush"), a broker-dealer registered in the US (registered under Section 15 of the Securities Exchange Act of 1934, as amended). All responsibility for the distribution of this report by Wedbush in the US shall be borne by Wedbush. This report is not directed at you if Wedbush is prohibited or restricted by any legislation or regulation in any jurisdiction from making it available to you. You should satisfy yourself before reading it that Wedbush is permitted to provide research material concerning investments to you under relevant legislation and regulations. All U.S. persons receiving and/or accessing this report and wishing to effect transactions in any security mentioned within must do so with: Wedbush Securities Inc. 1000 Wilshire Blvd, Los Angeles, California 90017, +1 (646) 604-4232 and not with the issuer of this report.

UK

This document is being distributed by Maybank Securities (London) Ltd (“MSUK”) which is authorized and regulated, by the Financial Conduct Authority and is for Informational Purposes only. This document is not intended for distribution to anyone defined as a Retail Client under the Financial Services and Markets Act 2000 within the UK. Any inclusion of a third party link is for the recipients convenience only, and that the firm does not take any responsibility for its comments or accuracy, and that access to such links is at the individuals own risk. Nothing in this report should be considered as constituting legal, accounting or tax advice, and that for accurate guidance recipients should consult with their own independent tax advisers.

DISCLOSURES

Legal Entities Disclosures

Malaysia: This report is issued and distributed in Malaysia by Maybank Investment Bank Berhad (15938- H) which is a Participating Organization of Bursa Malaysia Berhad and a holder of Capital Markets and Services License issued by the Securities Commission in Malaysia. **Singapore:** This report is distributed in Singapore by MRPL (Co. Reg No 198700034E) which is regulated by the Monetary Authority of Singapore. **Indonesia:** PT Maybank Sekuritas Indonesia (“PTMSI”) (Reg. No. KEP-251/PM/1992) is a member of the Indonesia Stock Exchange and is regulated by the Financial Services Authority (Indonesia). **Thailand:** MST (Reg. No.0107545000314) is a member of the Stock Exchange of Thailand and is regulated by the Ministry of Finance and the Securities and Exchange Commission. **Philippines:** Maybank Securities Inc (Reg. No.01-2004-00019) is a member of the Philippines Stock Exchange and is regulated by the Securities and Exchange Commission. **Vietnam:** Maybank Securities Limited (License Number: 117/GP-UBCK) is licensed under the State Securities Commission of Vietnam. **Hong Kong:** MIB Securities (Hong Kong) Limited (Central Entity No AAD284) is regulated by the Securities and Futures Commission. **India:** MIB Securities India Private Limited (“MIBSI”) is a participant of the National Stock Exchange of India Limited and the Bombay Stock Exchange and is regulated by Securities and Exchange Board of India (“SEBI”) (Reg. No. INZ000010538). MIBSI is also registered with SEBI as Category 1 Merchant Banker (Reg. No. INM 000011708) and as Research Analyst (Reg No: INH000000057). **UK:** Maybank Securities (London) Ltd (Reg No 2377538) is authorized and regulated by the Financial Conduct Authority.

Disclosure of Interest

Malaysia: Maybank IBG and its Representatives may from time to time have positions or be materially interested in the securities referred to herein and may further act as market maker or may have assumed an underwriting commitment or deal with such securities and may also perform or seek to perform investment banking services, advisory and other services for or relating to those companies.

Singapore: As of 15 March 2023, Maybank Research Pte. Ltd. and the covering analyst do not have any interest in any companies recommended in this research report.

Thailand: MST may have a business relationship with or may possibly be an issuer of derivative warrants on the securities /companies mentioned in the research report. Therefore, Investors should exercise their own judgment before making any investment decisions. MST, its associates, directors, connected parties and/or employees may from time to time have interests and/or underwriting commitments in the securities mentioned in this report.

Hong Kong: As of 15 March 2023, MIB Securities (Hong Kong) Limited and the authoring analyst do not have any interest in any companies recommended in this research report.

India: As of 15 March 2023, and at the end of the month immediately preceding the date of publication of the research report, MIBSI, authoring analyst or their associate / relative does not hold any financial interest or any actual or beneficial ownership in any shares or having any conflict of interest in the subject companies except as otherwise disclosed in the research report. In the past twelve months MIBSI and authoring analyst or their associate did not receive any compensation or other benefits from the subject companies or third party in connection with the research report on any account what so ever except as otherwise disclosed in the research report.

Maybank IBG may have, within the last three years, served as manager or co-manager of a public offering of securities for, or currently may make a primary market in issues of, any or all of the entities mentioned in this report or may be providing, or have provided within the previous 12 months, significant advice or investment services in relation to the investment concerned or a related investment and may receive compensation for the services provided from the companies covered in this report.

OTHERS

Analyst Certification of Independence

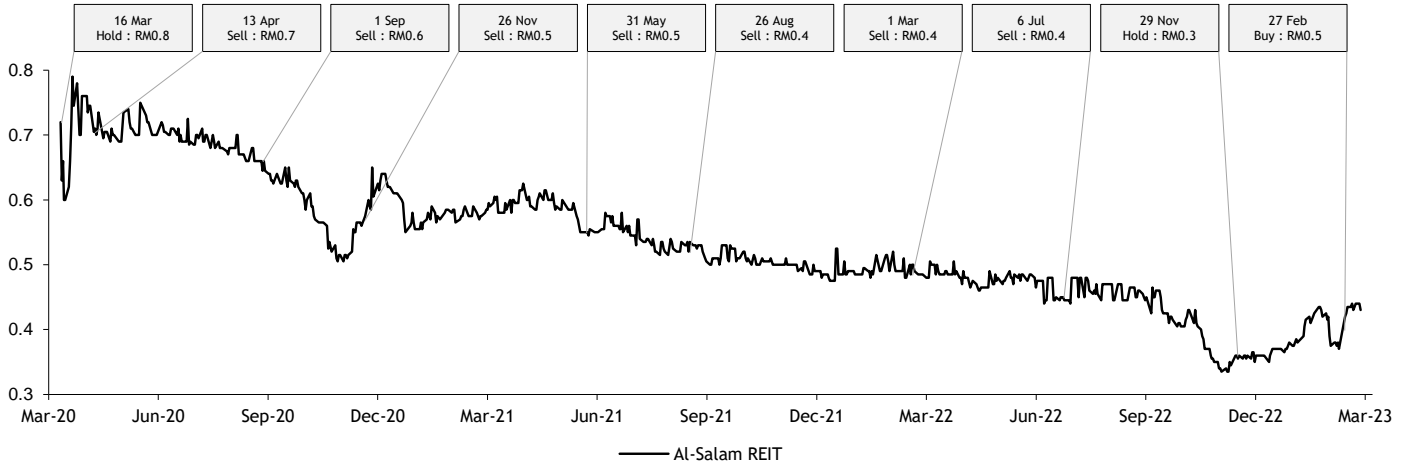
The views expressed in this research report accurately reflect the analyst’s personal views about any and all of the subject securities or issuers; and no part of the research analyst’s compensation was, is or will be, directly or indirectly, related to the specific recommendations or views expressed in the report.

Reminder

Structured securities are complex instruments, typically involve a high degree of risk and are intended for sale only to sophisticated investors who are capable of understanding and assuming the risks involved. The market value of any structured security may be affected by changes in economic, financial and political factors (including, but not limited to, spot and forward interest and exchange rates), time to maturity, market conditions and volatility and the credit quality of any issuer or reference issuer. Any investor interested in purchasing a structured product should conduct its own analysis of the product and consult with its own professional advisers as to the risks involved in making such a purchase.

No part of this material may be copied, photocopied or duplicated in any form by any means or redistributed without the prior consent of Maybank IBG.

Historical recommendations and target price: Al-Salam REIT (SALAM MK)



Definition of Ratings

Maybank IBG Research uses the following rating system

- BUY** Return is expected to be above 10% in the next 12 months (including dividends)
- HOLD** Return is expected to be between 0% to 10% in the next 12 months (including dividends)
- SELL** Return is expected to be below 0% in the next 12 months (including dividends)

Applicability of Ratings

The respective analyst maintains a coverage universe of stocks, the list of which may be adjusted according to needs. Investment ratings are only applicable to the stocks which form part of the coverage universe. Reports on companies which are not part of the coverage do not carry investment ratings as we do not actively follow developments in these companies.

Malaysia

Maybank Investment Bank Berhad
(A Participating Organisation of
Bursa Malaysia Securities Berhad)
33rd Floor, Menara Maybank,
100 Jalan Tun Perak,
50050 Kuala Lumpur
Tel: (603) 2059 1888;
Fax: (603) 2078 4194

Stockbroking Business:
Level 8, Tower C, Dataran Maybank,
No.1, Jalan Maarof
59000 Kuala Lumpur
Tel: (603) 2297 8888
Fax: (603) 2282 5136

Singapore

Maybank Securities Pte Ltd
Maybank Research Pte Ltd
50 North Canal Road
Singapore 059304

Tel: (65) 6336 9090

Indonesia

PT Maybank Sekuritas Indonesia
Sentral Senayan III, 22nd Floor
Jl. Asia Afrika No. 8
Gelora Bung Karno, Senayan
Jakarta 10270, Indonesia

Tel: (62) 21 2557 1188
Fax: (62) 21 2557 1189

Thailand

Maybank Securities (Thailand) PCL
999/9 The Offices at Central World,
20th - 21st Floor,
Rama 1 Road Pathumwan,
Bangkok 10330, Thailand

Tel: (66) 2 658 6817 (sales)
Tel: (66) 2 658 6801 (research)

Sales Trading

Kevin Foy
Regional Head Sales Trading
kevinfoy@maybank.com
Tel: (65) 6636-3620
US Toll Free: 1-866-406-7447

Indonesia

Helen Widjaja
helen.widjaja@maybank.com
(62) 21 2557 1188

Philippines

Keith Roy
keith_roy@maybank.com
Tel: (63) 2 848-5288

London

Greg Smith
gsmith@maybank.com
Tel: (44) 207-332-0221

India

Sanjay Makhija
sanjaymakhija@maybank.com
Tel: (91)-22-6623-2629

London

Maybank Securities (London) Ltd
PNB House
77 Queen Victoria Street
London EC4V 4AY, UK

Tel: (44) 20 7332 0221
Fax: (44) 20 7332 0302

India

MIB Securities India Pte Ltd
1101, 11th floor, A Wing, Kanakia
Wall Street, Chakala, Andheri -
Kurla Road, Andheri East,
Mumbai City - 400 093, India

Tel: (91) 22 6623 2600
Fax: (91) 22 6623 2604

Vietnam

Maybank Securities Limited
Floor 10, Pearl 5 Tower,
5 Le Quy Don Street,
Vo Thi Sau Ward, District 3
Ho Chi Minh City, Vietnam

Tel : (84) 28 44 555 888
Fax : (84) 28 38 271 030

Hong Kong

MIB Securities (Hong Kong)
Limited
28/F, Lee Garden Three,
1 Sunning Road, Causeway Bay,
Hong Kong

Tel: (852) 2268 0800
Fax: (852) 2877 0104

Philippines

Maybank Securities Inc
17/F, Tower One & Exchange
Plaza
Ayala Triangle, Ayala Avenue
Makati City, Philippines 1200

Tel: (63) 2 8849 8888
Fax: (63) 2 8848 5738

www.maybank.com/investment-banking
www.maybank-keresearch.com