

My EG Services (MYEG MK)

Pivoting to new solutions

Maintain BUY; TP unchanged

Despite recent developments that may impede MyEG's business prospects, we remain upbeat on the group's ability to pivot and provide new solutions to the market, mostly from the investments it has made on Web3-based technology. No change to our earnings forecasts. Maintain BUY with an unchanged SOTP-TP of MYR0.90.

Transportation business likely to fall

The MOT's stance to digitalise its system is inevitable, in our view, and while it will negatively impact MyEG's traditional roadtax and competent driving license (CDL) renewal businesses, we do not discount MyEG's ability to provide new blockchain-based solutions for JPJ. We have adequately reflected the decline in its roadtax and CDL renewal market share across FY23E-25E, from c.40% in FY22 to <10% by FY25E (per Fig 1).

Immigration to anchor most of revenue ahead

Amid issues surrounding the development of NIISe, we believe MyEG is in a good position to further continue its immigration-related services in the coming years. MyEG may also potentially provide a new service via its Web3-based solutions, which pertains to the recruitment and registration of foreign workers in Malaysia. At roughly 600k processed foreign workers per annum, this could potentially become a new source of revenue for MyEG as part of the continuous innovation and improvement on the existing system, in our view. Additionally, we expect its job matching business to perform better due to the pickup in hiring activities of foreign workers.

Opportunity from G2G blockchain infrastructure

Following the pilot stage of supply chain financing, we also understand that MyEG is also developing a new solution for the Malaysia-China Customs. The Custom process could migrate to the more efficient and transparent Web3-based system, thus benefiting MyEG as it is able to monetise its platform through increased utility and volume. All in all, we have penciled in 4%/12%/17% revenue mix to come from blockchain in FY23/24/25E.

FYE Dec (MYR m)	FY21A	FY22A	FY23E	FY24E	FY25E
Revenue	724	651	676	718	700
EBITDA	374	428	426	445	434
Core net profit	316	353	348	366	354
Core EPS (sen)	4.2	4.7	4.7	4.9	4.7
Core EPS growth (%)	12.2	13.4	(1.4)	5.1	(3.2)
Net DPS (sen)	1.3	1.4	1.5	1.5	1.5
Core P/E (x)	25.5	18.3	16.0	15.2	15.7
P/BV (x)	5.2	3.4	2.6	2.4	2.1
Net dividend yield (%)	1.2	1.6	2.0	2.0	2.0
ROAE (%)	23.4	23.3	17.5	16.3	14.2
ROAA (%)	19.2	16.0	13.3	13.1	11.9
EV/EBITDA (x)	21.7	15.9	13.6	12.7	12.6
Net gearing (%) (incl perps)	4.6	19.6	10.8	3.2	net cash
Consensus net profit	-	-	382	409	428
MIBG vs. Consensus (%)	-	-	(9.0)	(10.6)	(17.1)

Shafiq Kadir, CFA
msshafiqk.abkadir@maybank-ib.com
(603) 2297 8691

BUY

Share Price	MYR 0.75
12m Price Target	MYR 0.90 (+21%)
Previous Price Target	MYR 0.90

Company Description

MYEG is a concessionary technology solutions provider for government departments, with commercial diversification into fintech and healthcare

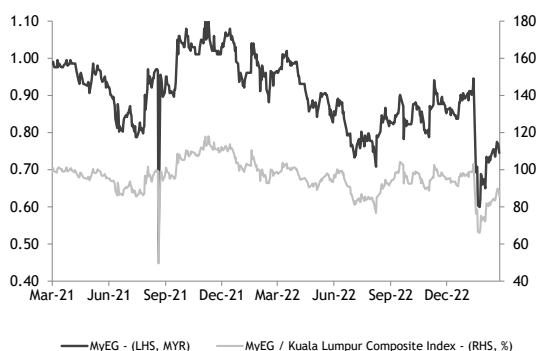
Statistics

52w high/low (MYR)	1.02/0.60
3m avg turnover (USDm)	16.2
Free float (%)	84.0
Issued shares (m)	7,478
Market capitalisation	MYR5.6B
	USD1.2B

Major shareholders:

Asia Internet Holdings	18.4%
Wong Thean Soon	12.6%
KWAP	7.1%

Price Performance



	-1M	-3M	-12M
Absolute (%)	13	(15)	(22)
Relative to index (%)	18	(11)	(13)

Source: FactSet

Abbreviation:

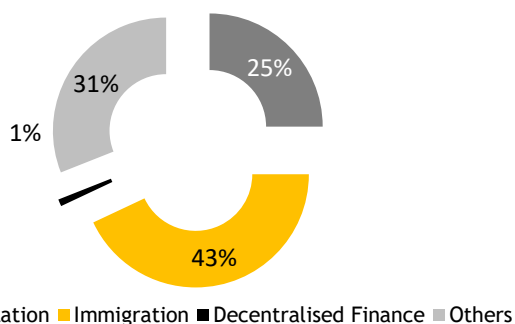
MOT = Ministry of Transport
JPJ = Road Transport Department
NIISe = National Integrated Immigration System

ESG@MAYBANK IBG
Tear Sheet Insert

Value Proposition

- Largest e-government services provider in Malaysia, building, operating and owning the electronic channels to deliver services from various government agencies (JPJ, Police, Immigration, Health Ministry) to individuals and businesses.
- Leveraging its extensive market expertise and technology infrastructure, MYEG offers multiple commercial and fintech services that complement its existing technologies that range from insurance, payments, to healthcare.
- Regional presence in Philippines, Bangladesh and Indonesia through JVs and Associates.
- Strong market positioning with several potential wildcards including Blockchain and fully-digital driving licence test.

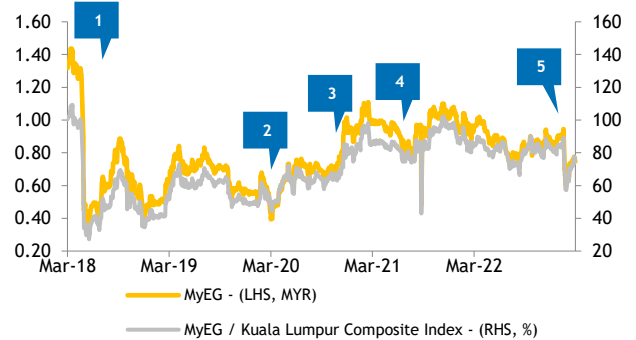
MYEG: Revenue Breakdown (FY22 estimate)



Source: Maybank IBG Research

Price Drivers

Historical share price trend



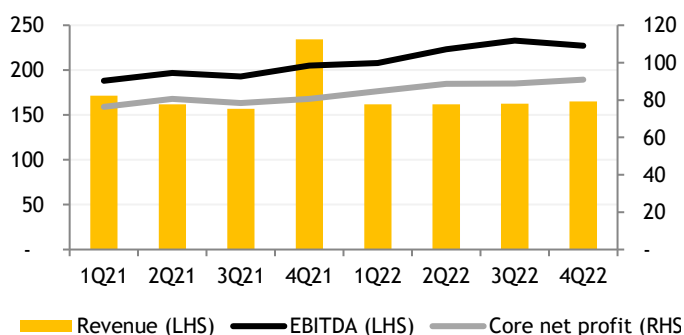
Source: Company, Maybank IBG Research

1. Political risk towards concessionaire continuation upon the change in government post- 2018 General Election.
2. COVID-19 initial pandemic breakout.
3. Successful concession renewal for MYEG, alongside introduction of new commercial products & services.
4. Partnership with Bubi and CAICT on blockchain-related developments.
5. Statement by the Immigration Director General that MyEG may no longer be involved in the immigration services following the eventual completion of NISe.

Financial Metrics

- Despite the rapid change in government's stance on COVID-19 related policy, MYEG was able to grow its core earnings by 13% YoY in FY22.
- Revenue and EBITDA resilience indicate defensive margins, with EBITDA margin improving to 66% in FY22 (vs 56% in FY20-21).
- Net gearing however crept up to c.20% as at 4Q22 due to investments on new businesses.
- Consistent dividend payout policy at c.30% of core net profits.

MYEG: Revenue, EBITDA and Core Net Profit (MYRm)



Source: Company

Swing Factors

Upside

- Extension of the pioneer tax status.
- Stronger-than-expected earnings delivery/scale-up.
- Revival of Goods & Services Tax (GST), whereby MYEG's GST monitoring business stands to gain.
- Effective execution of decentralised finance (DeFi) products in both Malaysia and regionally.
- Strong recovery in the immigration segment, to be driven by high influx of foreign workers.

Downside

- Weaker-than-expected earnings and margin delivery.
- Stiffer competition in the e-government services space.
- Weaker domestic economy.
- Prolonged closure of borders that would be a drag on the immigration business. Potential regulatory hurdles in relation to new product initiatives.

Risk Rating & Score ¹	Medium & 21.5
Score Momentum ²	+0.5
Last Updated	27-Sep-21
Controversy Score ³ (28-Oct-21)	0 (No reported incidents)

Business Model & Industry Issues

- MYEG is a digital services-centric business, centred on government concessions of portals (primarily IML, RTD, MOH) and commercial services which complement its existing digital infrastructure with these government departments.
- Management has been proactive in diversifying MYEG's business segments, beyond renewal-based government concessions. Its good working relationship with government divisions and established strong digital infrastructure not only underpin expectations of continued concession renewals but also create a strong barrier to entry for potential new entrants to this sector.
- Relative to its peers in software & technology services, we opine that MYEG has a better level of sustainability disclosures.
- It has been a member of the Bursa FTSE4Good Index since 2017 and has a 4-star rating in Bursa's ESG Ranking.
- It has adopted United Nations Sustainable Development Goals (UNSDG) in 6 areas since 2017 (Good Health & Well Being, Quality Education, Gender Equality, Decent Work & Economic Growth, and Reduced Inequalities).

Material E issues

- MYEG's G2C and B2C electronic services encourage the public to utilize e-services rather than counter service, providing convenience and reducing related carbon footprint through reduced travel to physical offices in the context of fuel consumption and paper usage.
- In FY21, it saw a 16% reduction in electricity consumption to 2.21GWh, primarily related to its ICT-related equipment such as data centres, office tower and PCs.
- It is looking to manage the consumption level better and considering renewable energy options. No specific target has been introduced as of FY21.
- From a paper wastage standpoint, digitalization of operations has minimised the need for paper. It has policies in place to reduce the paper consumption for office administrative matters and print only if necessary.
- It is a member of Bursa FTSE4Good and adopts 6 out of 17 policies of UNSDG.

Material S issues

- Has a diversified workforce of 2,552 staff (+3% YoY), with attrition rate of 19% in FY21.
- Females make up 40% of the workforce, while female representation in the management level is at 34% (Assistant Manager and above). 9.6% of its workforce are aged 41 years and above.
- 8,194 hours of training in FY21. Employees received 7.5 hours (per staff) of training time.
- MYEG supported more than 50 charity groups and organized 13 community investment activities. Its CSR initiatives include blood donation, food distribution/foodbank, and donation for flood victims.

Key G metrics and issues

- The Board has 7 Directors - 4 of which are Independent Non-Executive Directors (INEDs) or 57% of the Board.
- The Board has 2 female Directors (out of 7), representing 29% of the Board's composition (almost meeting the minimum of 30%). The Board is assessing potential female candidates to be appointed to meet the minimum target.
- Audit committee comprises of 3 members, all of which are INEDs and at least one is a member of Malaysia Institute of Accountants.
- The risk management committee is made up of 2 INEDs.
- Wong Thean Soon, the Founder and Managing Director of MYEG, holds 20.6% effective stake, both direct as well as through his holding company, Asia Interest Holdings.
- Among the 7 Board members, 4 of them have been serving for >10 years.
- Compensation of the Board Members (both IED and INED) sums up to 0.6% of FY21 net profit.
- In FY20, MYEG introduced the enhanced Anti-Bribery and Anti-Corruption (ABAC) policy in-line with Malaysia AntiCorruption Commission Act 2018 (MACCA).
- Adopts these core policies: (i) equal treatment & non-discrimination/harassment; (ii) anti-bribery & corruption; and (iii) whistle blowing, among others.
- The company has strengthened its cyber security policy and procedures in compliance with the ISO/IEC 27001 Information Security Management System and NIST Cybersecurity Framework, ensuring IT infrastructure is safeguarded from cyber threats.
- MYEG is also in compliance with Personal Data Protection Act (PDPA), and no data breaches occurred in the past.
- In Dec 2017, MYEG has been imposed a fine of MYR9.6m for violating competition law and having a dominant position in relation to the sale of mandatory insurance for online applications of temporary employment permits for foreign workers. The amount has been fully paid by FY19.
- Crowe Malaysia PLT has been the auditor for MYEG for more than 10 years (since public listing in 2007).

¹**Risk Rating & Score** - derived by Sustainalytics and assesses the company's exposure to unmanaged ESG risks. Scores range between 0 - 50 in order of increasing severity with low/high scores & ratings representing negligible/significant risk to the company's enterprise value, respectively, from ESG-driven financial impacts. ²**Score Momentum** - indicates changes to the company's score since the last update - a **negative** integer indicates a company's improving risk score; a **positive** integer indicates a deterioration. ³**Controversy Score** - reported periodically by Sustainalytics in the event of material ESG-related incident(s), with the impact severity scores of these events ranging from Category 0-5 (0 - no reports; 1 - negligible risks; ...; 5 - poses serious risks & indicative of potential structural deficiencies at the company).

Quantitative Parameters (Score: 67)						
	Particulars	Unit	2019	2020	2021	DSO MK (FY22)
E	Scope 1 GHG emissions	tCO2e	47	36	23	N/A
	Scope 2 GHG emissions	tCO2e	1,704	1,544	1,291	N/A
	Total	tCO2e	1,751	1,580	1,314	N/A
	Scope 3 GHG emissions	tCO2e	N/A	N/A	N/A	N/A
	Total	tCO2e	N/A	N/A	N/A	N/A
	GHG intensity (Scope 1 and 2)	Kg CO2e/emp	675	637	515	N/A
	Electricity consumption	MWh	2,913	2,640	2,206	1,567
	Water consumption	m3	N/A	N/A	N/A	5,160
	Petrol consumption	litres	19,773	15,195	9,763	N/A
	Solid waste disposal	tonnes	N/A	N/A	N/A	7.4
S	Cases of environmental non-compliance	number	0	0	0	N/A
	% of women in workforce	%	39.5%	40.1%	40.0%	50.8%
	% of women in management roles	%	34.1%	32.6%	34.1%	0.8%
	Policy, data & framework breaches	number	0	0	0	0
	% of employees undertaking training	%	54.2%	37.6%	35.5%	N/A
G	Attrition rate	%	23.6%	13.9%	19.2%	N/A
	MD/CEO salary as % of reported net profit	%	0.18%	0.41%	0.35%	5.38%
	Board salary as % of reported net profit	%	0.28%	0.22%	0.23%	8.67%
	Independent directors on the Board	%	60%	67%	57%	64%
	Female directors on the Board	%	20%	17%	29%	9%

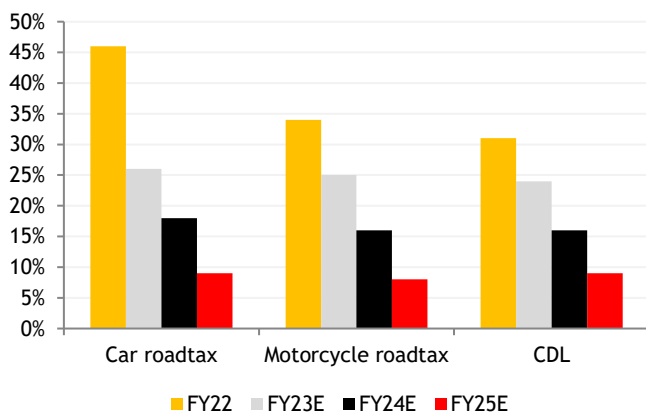
Qualitative Parameters (Score: 33)	
a)	Is there an ESG policy in place and whether there is a standalone ESG committee or is it part of a risk committee? <i>Yes - the group has established a Sustainability Working Group that reports to the Senior Management to ensure and enable effective implementation of sustainability strategies and plans.</i>
b)	Is the senior management salary linked to fulfilling ESG targets? <i>No.</i>
c)	Has the company faced any controversy or bribery incidents? <i>No - there were zero incidents on any controversy, bribery, or breach of human right policies.</i>
d)	Does the company have a mechanism to capture Scope 3 emissions - which parameters are captured? <i>No.</i>
e)	What are the 2-3 key carbon mitigation/water/waste management strategies adopted by the company? <i>The group utilises a chilled water system that enables recirculation of water to cool the office buildings, has been implementing paper-reducing and recycling initiatives, responsible disposal of electronic and other wastes, as well as exploration of renewable energy options for its premises.</i>
f)	Does carbon offset form part of the net zero/carbon neutrality target of the company? <i>Yes - the Group is looking into the feasibility of purchasing carbon credits to offset emissions towards achieving a carbon neutral status.</i>

Target (Score: 100)		
Particulars	Target	Achieved
Reduce Scope 1 & 2 emissions vs 2020 baseline	N/A	26%
Reduce energy consumption vs 2020 baseline	N/A	16%
Phone call queries response rate	90%	71%
Impact		
NA		
Overall Score: 67		
As per our ESG matrix, MyEG Services Bhd (MYEG MK) has an overall score of 67.		

ESG score	Weights	Scores	Final Score
Quantitative	50%	67	33
Qualitative	25%	33	8
Target	25%	100	25
Total			67

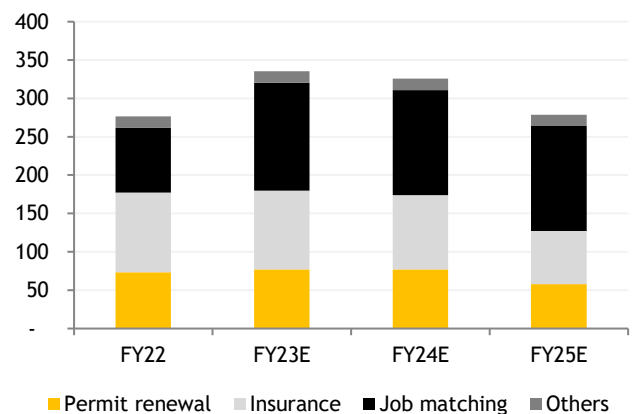
Per our ESG assessment, MyEG has an established sustainability framework and internal policies, but needs to incorporate tangible mid/long-term sustainability targets, besides including more ESG metrics. MyEG's overall ESG score is 67, which sits at above average (average ESG rating = 50; refer to Appendix I for our ESG Assessment Scoring).

Fig 1: Projection of roadtax and CDL renewal market share



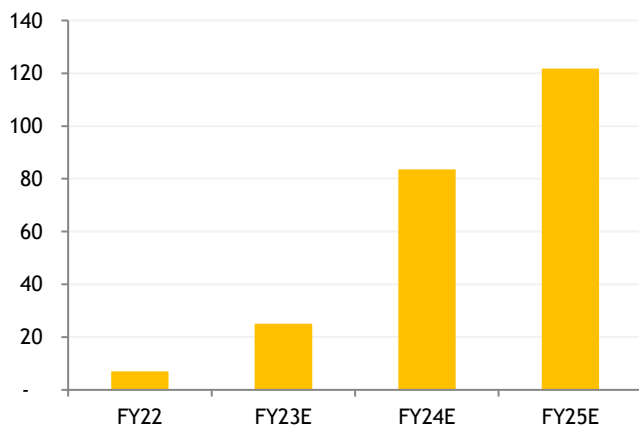
Source: Company, Maybank IBG Research

Fig 2: Immigration to anchor overall sales ahead (MYRm)



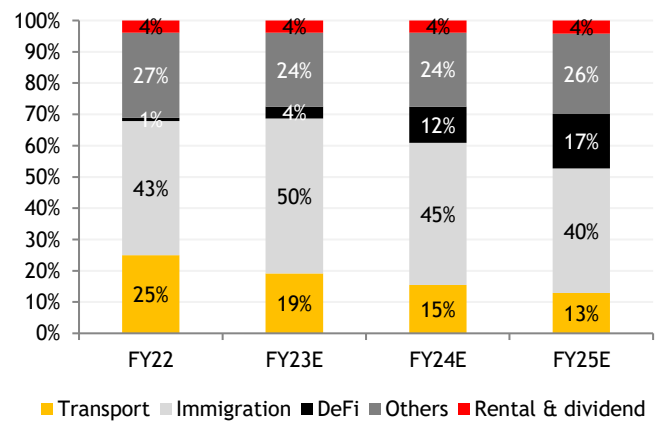
Source: Company, Maybank IBG Research

Fig 3: Blockchain/Decentralised finance revenue (MYRm)



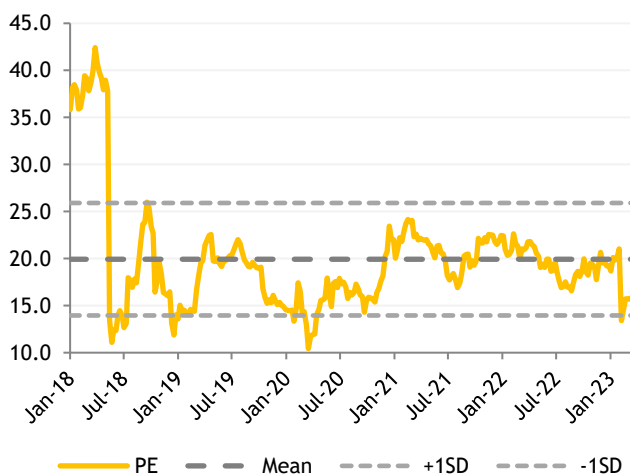
Source: Company, Maybank IBG Research

Fig 4: Estimated revenue mix going in FY22-25E



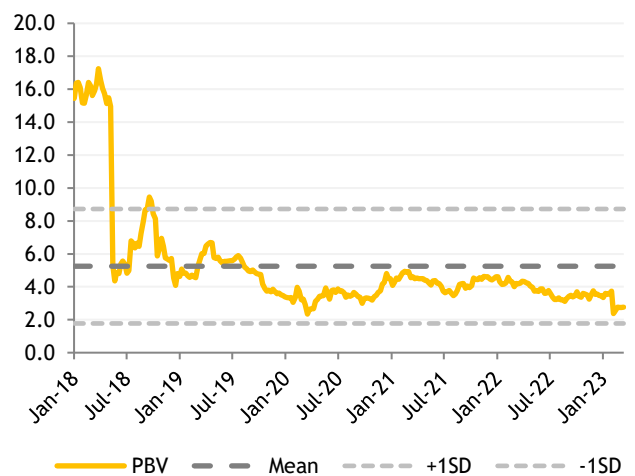
Source: Company, Maybank IBG Research

Fig 5: 12M forward PER



Source: Bloomberg, Maybank IBG Research

Fig 6: 12M forward PBV



Source: Bloomberg, Maybank IBG Research

Fig 7: SOTP-derived valuation for MyEG

Item	Value (MYR)	Method
Core businesses ex-immigration concession	0.88	FY24E EPS of MYR0.0489 less c.10%, multiplied by 20x, at its 5-year mean
Immigration concession	0.02	3-year DCF discounted at an 8% discount rate
Total	0.90	

Source: Maybank IBG Research

Risk Statement

There are several risk factors that could negatively impact our earnings forecasts, target price and recommendation on MyEG Services. These include prolonged unresolved foreign worker recruitment into Malaysia as a result of lacklustre demand to work in Malaysia, higher-than-expected capital expenditure required to further develop the Zetrix blockchain infrastructure, as well as discontinuity of its concession with the government to provide e-government IT services

FYE 31 Dec	FY21A	FY22A	FY23E	FY24E	FY25E
Key Metrics					
P/E (reported) (x)	23.1	16.6	16.0	15.2	15.7
Core P/E (x)	25.5	18.3	16.0	15.2	15.7
P/BV (x)	5.2	3.4	2.6	2.4	2.1
P/NTA (x)	5.2	3.4	2.6	2.4	2.1
Net dividend yield (%)	1.2	1.6	2.0	2.0	2.0
FCF yield (%)	nm	2.3	4.7	4.9	5.0
EV/EBITDA (x)	21.7	15.9	13.6	12.7	12.6
EV/EBIT (x)	24.9	18.5	15.9	14.9	15.0

INCOME STATEMENT (MYR m)

Revenue	724.4	651.2	676.2	717.6	699.6
EBITDA	373.8	427.8	426.0	444.9	433.7
Depreciation	(47.7)	(60.3)	(61.2)	(64.7)	(68.0)
Amortisation	0.0	0.0	0.0	0.0	0.0
EBIT	326.1	367.6	364.8	380.2	365.7
Net interest income / (exp)	(3.8)	(9.0)	(11.7)	(9.0)	(6.3)
Associates & JV	(1.5)	0.1	0.1	0.1	0.1
Exceptionals	(0.1)	45.7	0.0	0.0	0.0
Other pretax income	0.0	0.0	0.0	0.0	0.0
Pretax profit	320.8	404.4	353.2	371.3	359.6
Income tax	(4.0)	(3.9)	(3.4)	(3.6)	(3.5)
Minorities	(0.8)	(1.7)	(1.7)	(1.7)	(1.7)
Discontinued operations	0.0	0.0	0.0	0.0	0.0
Reported net profit	316.0	398.7	348.1	365.9	354.3
Core net profit	316.1	353.0	348.1	365.9	354.3

BALANCE SHEET (MYR m)

Cash & Short Term Investments	89.3	76.4	136.0	207.0	289.6
Accounts receivable	496.7	642.4	655.2	676.5	667.3
Inventory	18.3	25.8	28.9	31.5	30.7
Reinsurance assets	0.0	0.0	0.0	0.0	0.0
Property, Plant & Equip (net)	300.7	493.6	588.4	679.8	767.9
Intangible assets	20.0	20.0	20.0	20.0	20.0
Investment in Associates & JVs	25.4	65.7	65.7	65.7	65.7
Other assets	933.2	1,215.6	1,215.6	1,215.6	1,215.6
Total assets	1,883.6	2,539.5	2,709.9	2,896.1	3,056.7
ST interest bearing debt	65.0	149.3	149.3	149.3	149.3
Accounts payable	169.5	179.7	192.5	203.2	200.0
Insurance contract liabilities	0.0	0.0	0.0	0.0	0.0
LT interest bearing debt	95.6	293.8	213.8	133.8	53.8
Other liabilities	12.0	45.0	45.0	45.0	45.0
Total Liabilities	342.2	667.4	600.2	530.9	447.6
Shareholders Equity	1,547.1	1,876.0	2,111.9	2,365.6	2,607.8
Minority Interest	(5.6)	(3.9)	(2.1)	(0.4)	1.3
Total shareholder equity	1,541.4	1,872.1	2,109.8	2,365.2	2,609.1
Total liabilities and equity	1,883.6	2,539.5	2,709.9	2,896.1	3,056.7

CASH FLOW (MYR m)

Pretax profit	320.8	404.4	353.2	371.3	359.6
Depreciation & amortisation	47.7	60.3	61.2	64.7	68.0
Adj net interest (income)/exp	3.8	9.0	11.7	9.0	6.3
Change in working capital	(256.2)	(112.2)	(3.2)	(13.2)	6.8
Cash taxes paid	(8.2)	(12.1)	(3.4)	(3.6)	(3.5)
Other operating cash flow	13.0	(34.4)	3.4	3.6	3.5
Cash flow from operations	112.6	302.8	419.5	428.2	437.1
Capex	(163.6)	(156.1)	(156.1)	(156.1)	(156.1)
Free cash flow	(51.0)	146.7	263.4	272.2	281.1
Dividends paid	(79.0)	(94.7)	(112.2)	(112.2)	(112.2)
Equity raised / (purchased)	239.7	49.3	0.0	0.0	0.0
Change in Debt	(5.0)	282.5	(80.0)	(80.0)	(80.0)
Other invest/financing cash flow	(250.1)	(396.8)	(11.7)	(9.0)	(6.3)
Effect of exch rate changes	(0.0)	0.0	0.0	0.0	0.0
Net cash flow	(145.4)	(12.9)	59.6	71.0	82.6

FYE 31 Dec	FY21A	FY22A	FY23E	FY24E	FY25E
Key Ratios					
Growth ratios (%)					
Revenue growth	36.6	(10.1)	3.8	6.1	(2.5)
EBITDA growth	24.4	14.5	(0.4)	4.4	(2.5)
EBIT growth	17.9	12.7	(0.8)	4.2	(3.8)
Pretax growth	19.3	26.1	(12.6)	5.1	(3.2)
Reported net profit growth	17.6	26.2	(12.7)	5.1	(3.2)
Core net profit growth	18.3	11.7	(1.4)	5.1	(3.2)
Profitability ratios (%)					
EBITDA margin	51.6	65.7	63.0	62.0	62.0
EBIT margin	45.0	56.4	53.9	53.0	52.3
Pretax profit margin	44.3	62.1	52.2	51.7	51.4
Payout ratio	30.7	26.6	32.2	30.7	31.7
DuPont analysis					
Net profit margin (%)	43.6	61.2	51.5	51.0	50.6
Revenue/Assets (x)	0.4	0.3	0.2	0.2	0.2
Assets/Equity (x)	1.2	1.4	1.3	1.2	1.2
ROAE (%)	23.4	23.3	17.5	16.3	14.2
ROAA (%)	19.2	16.0	13.3	13.1	11.9
Liquidity & Efficiency					
Cash conversion cycle	65.4	69.0	117.0	112.7	114.9
Days receivable outstanding	192.2	314.9	345.4	334.1	345.8
Days inventory outstanding	11.2	35.6	39.4	39.9	42.1
Days payables outstanding	138.0	281.5	267.8	261.2	273.0
Dividend cover (x)	3.3	3.8	3.1	3.3	3.2
Current ratio (x)	2.7	2.4	2.5	2.7	2.9
Leverage & Expense Analysis					
Asset/Liability (x)	5.5	3.8	4.5	5.5	6.8
Net gearing (%) (incl perps)	4.6	19.6	10.8	3.2	net cash
Net gearing (%) (excl. perps)	4.6	19.6	10.8	3.2	net cash
Net interest cover (x)	86.0	41.0	31.2	42.1	57.9
Debt/EBITDA (x)	0.4	1.0	0.9	0.6	0.5
Capex/revenue (%)	22.6	24.0	23.1	21.7	22.3
Net debt/ (net cash)	71.3	366.6	227.1	76.1	(86.5)

Source: Company; Maybank IBG Research

Research Offices

ECONOMICS

Suhaimi ILIAS
Chief Economist
Malaysia | Philippines | Global
(603) 2297 8682
suhaimi_ili@maybank-ib.com

CHUA Hak Bin
Regional Thematic Macroeconomist
(65) 6231 5830
chuahb@maybank.com

LEE Ju Ye
Singapore | Thailand | Indonesia
(65) 6231 5844
leejuye@maybank.com

Dr Zamros DZULKAFLI
(603) 2082 6818
zamros.d@maybank-ib.com

Fatin Nabila MOHD ZAINI
(603) 2297 8685
fatinnabila.mohdzaini@maybank-ib.com

Brian LEE Shun Rong
(65) 6231 8466
brian.lee1@maybank.com

Luong Thu Huong
(65) 6231 8467
hana.thuluong @maybank.com

FX

Saktiandi SUPAAT
Head of FX Research
(65) 6320 1379
saktiandi@maybank.com

Fiona LIM
(65) 6320 1374
fionalim@maybank.com

Alan Lau
(65) 6320 1378
alanlau@maybank.com

Shaun Lim
(65) 6320 1371
shaunlim@maybank.com

STRATEGY

Anand PATHMAKANTHAN
ASEAN
(603) 2297 8783
anand.pathmakanthan@maybank-ib.com

FIXED INCOME

Winson PHOON, FCA
Head of Fixed Income
(65) 6340 1079
winsonphoon@maybank.com

SE THO Mun Yi, CFA
(603) 2074 7606
munyi.st@maybank-ib.com

PORTFOLIO STRATEGY

CHAN Han Chin
(603) 2297 8888
hanchin.chan@maybank-ib.com

ONG Seng Yeow
(65) 6231 5839
ongsengyeow@maybank.com

MIBG SUSTAINABILITY RESEARCH

Jigar SHAH
Head of Sustainability Research
(91) 22 4223 2632
jigars@maybank.com

Neerav DALAL
(91) 22 4223 2606
neerav@maybank.com

REGIONAL EQUITIES

Anand PATHMAKANTHAN
Head of Regional Equity Research
(603) 2297 8783
anand.pathmakanthan@maybank-ib.com

WONG Chew Hann, CA
Head of ASEAN Equity Research
(603) 2297 8686
wchewh@maybank-ib.com

MALAYSIA

Anand PATHMAKANTHAN *Head of Research*
(603) 2297 8783
anand.pathmakanthan@maybank-ib.com
• Strategy

WONG Chew Hann, CA
(603) 2297 8686
wchewh@maybank-ib.com
• Non-Bank Financials (stock exchange)
• Construction & Infrastructure

Desmond CH'NG, BFP, FCA
(603) 2297 8680
desmond.chng@maybank-ib.com
• Banking & Finance

LIAW Thong Jung
(603) 2297 8688 tjliaw@maybank-ib.com
• Oil & Gas Services- Regional
• Automotive

ONG Chee Ting, CA
(603) 2297 8678 ct.ong@maybank-ib.com
• Plantations & Regional

YIN Shao Yang, CPA
(603) 2297 8916 samuel.y@maybank-ib.com
• Gaming - Regional
• Media • Aviation • Non-Bank Financials

TAN Chi Wei, CFA
(603) 2297 8690 chiwei.t@maybank-ib.com
• Power • Telcos

WONG Wei Sum, CFA
(603) 2297 8679 weisum@maybank-ib.com
• Property • Glove

Jade TAM
(603) 2297 8687 jade.tam@maybank-ib.com
• Consumer Staples & Discretionary

Nur Farah SYIFAA
(603) 2297 8675
nurfarahsyifaa.mohamadfuad@maybank-ib.com
• Renewable Energy • REITs

Arvind JAYARATNAM
(603) 2297 8692
arvind.jayaratnam@maybank.com
• Petrochemicals • Technology

Shafiq KADIR, CFA
(603) 2297 8691
msshafiqk.abkadir@maybank-ib.com
• Healthcare • Software

LOH Yan Jin
(603) 2297 8687
lohyanjin.loh@maybank-ib.com
• Ports • Shipping

Eugene HOO Yee Hui
(603) 2082 6819
eugene.hoo@maybank.com
• Media

TEE Sze Chiah *Head of Retail Research*
(603) 2082 6858 szechiah.t@maybank-ib.com
• Retail Research

Nik Ihsan RAJA ABDULLAH, MSTA, CFTE
(603) 2297 8694
nikmohdihsan.ra@maybank-ib.com
• Chartist

Amirah AZMI
(603) 2082 8769 amirah.azmi@maybank-ib.com
• Retail Research

SINGAPORE

Thilan WICKRAMASINGHE *Head of Research*
(65) 6231 5840 thilanw@maybank.com
• Banking & Finance - Regional
• Consumer

Eric ONG
(65) 6231 5849 ericong@maybank.com
• Healthcare • Transport • SMIDs

Kelvin TAN
(65) 6231 5837 kelvin.tan1@maybank.com
• Telcos • Industrials

LI Jialin
(65) 6231 5845 jialin.li@maybank.com
• REITs

Jarick SEET
(65) 6231 5848 jarick.seet@maybank.com
• Technology

Krishna GUHA
(65) 6231 5842 krishna.guha@maybank.com
• REITs

PHILIPPINES

Jacqui de JESUS *Head of Research*
(63) 2 8849 8840
jacqui.dejesus@maybank.com
• Strategy • Conglomerates

Rachelleen RODRIGUEZ, CFA
(63) 2 8849 8843
rachelleen.rodriguez@maybank.com
• Banking & Finance • Transport • Telcos

Daphne SZE
(63) 2 8849 8847
daphne.sze@maybank.com
• Consumer

Miguel SEVIDAL
(63) 2 8849 8844
miguel.sevidal@maybank.com
• REITs • Property • Gaming

Fiorenzo de JESUS
(63) 2 8849 8846
fiorenzo.dejesus@maybank.com
• Utilities

Alexa Mae CARVAJAL
(63) 2 8849 8838
alexamae.carvaja@maybank.com
• Consumer

THAILAND

Jesada TECHAHUSDIN, CFA
(66) 2658 6300 ext 1395
jesada.t@maybank.com
• Banking & Finance

Yuwanee PROMMAPORN
(66) 2658 6300 ext 1393
Yuwanee.P@maybank.com
• Services • Healthcare

Wasu MATTANAPOTCHANART
(66) 2658 6300 ext 1392
wasu.m@maybank.com
• Telcos

Surachai PRAMUALCHAROENKIT
(66) 2658 5000 ext 1470
Surachai.p@maybank.com
• Auto • Conmat • Contractor • Steel

Suttatip PEERASUB
(66) 2658 5000 ext 1430
suttatip.p@maybank.com
• Food & Beverage • Commerce

Jaroontan WATTANAWONG
(66) 2658 5000 ext 1404
jaroontan.w@maybank.com
• Transportation • Small cap

INDONESIA

Jeffrosenberg CHENLIM *Head of Research*
(62) 21 8066 8680
Jeffrosenberg.lim@maybank.com
• Strategy • Banking & Finance • Property

Willy GOUTAMA
(62) 21 8066 8500
willy.goutama@maybank.com
• Consumer

Richard SUHERMAN
(62) 21 8066 8691
richard.suherman@maybank.com
• Metals & Mining

Etta Rusdiana PUTRA
(62) 21 8066 8683
etta.putra@maybank.com
• Telcos

William Jefferson W
(62) 21 8066 8563
william.jefferson@maybank.com
• Property

Satriawan Haryono, CEWA, CTA
(62) 21 8066 8682
satriawan@maybank.com
• Chartist

VIETNAM

Quan Trong Thanh *Head of Research*
(84 28) 44 555 888 ext 8184
thanh.quan@maybank.com
• Strategy • Banks

Hoang Huy, CFA
(84 28) 44 555 888 ext 8181
hoanghuy@maybank.com
• Strategy • Technology

Le Nguyen Nhat Chuyen
(84 28) 44 555 888 ext 8082
chuyen.le@maybank.com
• Oil & Gas • Logistics

Nguyen Thi Sony Tra Mi
(84 28) 44 555 888 ext 8084
trami.nguyen@maybank.com
• Consumer Discretionary

Tran Thi Thanh Nhan
(84 28) 44 555 888 ext 8088
nhan.tran@maybank.com
• Consumer Staples

Nguyen Le Tuan Loi
(84 28) 44 555 888 ext 8088
loi.nguyen@maybank.com
• Industrials

Nguyen Thi Ngan Tuyen
Head of Retail Research
(84 28) 44 555 888 ext 8081
tuyen.nguyen@maybank.com
• Retail Research

Nguyen Thanh Lam
(84 28) 44 555 888 ext 8086
thanhlam.nguyen@maybank.com
• Chartist

APPENDIX I: TERMS FOR PROVISION OF REPORT, DISCLAIMERS AND DISCLOSURES

DISCLAIMERS

This research report is prepared for general circulation and for information purposes only and under no circumstances should it be considered or intended as an offer to sell or a solicitation of an offer to buy the securities referred to herein. Investors should note that values of such securities, if any, may fluctuate and that each security's price or value may rise or fall. Opinions or recommendations contained herein are in form of technical ratings and fundamental ratings. Technical ratings may differ from fundamental ratings as technical valuations apply different methodologies and are purely based on price and volume-related information extracted from the relevant jurisdiction's stock exchange in the equity analysis. Accordingly, investors' returns may be less than the original sum invested. Past performance is not necessarily a guide to future performance. This report is not intended to provide personal investment advice and does not take into account the specific investment objectives, the financial situation and the particular needs of persons who may receive or read this report. Investors should therefore seek financial, legal and other advice regarding the appropriateness of investing in any securities or the investment strategies discussed or recommended in this report.

The information contained herein has been obtained from sources believed to be reliable but such sources have not been independently verified by Maybank Investment Bank Berhad, its subsidiary and affiliates (collectively, "Maybank IBG") and consequently no representation is made as to the accuracy or completeness of this report by Maybank IBG and it should not be relied upon as such. Accordingly, Maybank IBG and its officers, directors, associates, connected parties and/or employees (collectively, "Representatives") shall not be liable for any direct, indirect or consequential losses or damages that may arise from the use or reliance of this report. Any information, opinions or recommendations contained herein are subject to change at any time, without prior notice.

This report may contain forward looking statements which are often but not always identified by the use of words such as "anticipate", "believe", "estimate", "intend", "plan", "expect", "forecast", "predict" and "project" and statements that an event or result "may", "will", "can", "should", "could" or "might" occur or be achieved and other similar expressions. Such forward looking statements are based on assumptions made and information currently available to us and are subject to certain risks and uncertainties that could cause the actual results to differ materially from those expressed in any forward looking statements. Readers are cautioned not to place undue relevance on these forward-looking statements. Maybank IBG expressly disclaims any obligation to update or revise any such forward looking statements to reflect new information, events or circumstances after the date of this publication or to reflect the occurrence of unanticipated events.

Maybank IBG and its officers, directors and employees, including persons involved in the preparation or issuance of this report, may, to the extent permitted by law, from time to time participate or invest in financing transactions with the issuer(s) of the securities mentioned in this report, perform services for or solicit business from such issuers, and/or have a position or holding, or other material interest, or effect transactions, in such securities or options thereon, or other investments related thereto. In addition, it may make markets in the securities mentioned in the material presented in this report. One or more directors, officers and/or employees of Maybank IBG may be a director of the issuers of the securities mentioned in this report to the extent permitted by law.

This report is prepared for the use of Maybank IBG's clients and may not be reproduced, altered in any way, transmitted to, copied or distributed to any other party in whole or in part in any form or manner without the prior express written consent of Maybank IBG and Maybank IBG and its Representatives accepts no liability whatsoever for the actions of third parties in this respect.

This report is not directed to or intended for distribution to or use by any person or entity who is a citizen or resident of or located in any locality, state, country or other jurisdiction where such distribution, publication, availability or use would be contrary to law or regulation. This report is for distribution only under such circumstances as may be permitted by applicable law. The securities described herein may not be eligible for sale in all jurisdictions or to certain categories of investors. Without prejudice to the foregoing, the reader is to note that additional disclaimers, warnings or qualifications may apply based on geographical location of the person or entity receiving this report.

Malaysia

Opinions or recommendations contained herein are in the form of technical ratings and fundamental ratings. Technical ratings may differ from fundamental ratings as technical valuations apply different methodologies and are purely based on price and volume-related information extracted from Bursa Malaysia Securities Berhad in the equity analysis.

Singapore

This report has been produced as of the date hereof and the information herein may be subject to change. Maybank Research Pte. Ltd. ("MRPL") in Singapore has no obligation to update such information for any recipient. For distribution in Singapore, recipients of this report are to contact MRPL in Singapore in respect of any matters arising from, or in connection with, this report. If the recipient of this report is not an accredited investor, expert investor or institutional investor (as defined under Section 4A of the Singapore Securities and Futures Act), MRPL shall be legally liable for the contents of this report, with such liability being limited to the extent (if any) as permitted by law.

Thailand

Except as specifically permitted, no part of this presentation may be reproduced or distributed in any manner without the prior written permission of Maybank Securities (Thailand) Public Company Limited. Maybank Securities (Thailand) Public Company Limited ("MST") accepts no liability whatsoever for the actions of third parties in this respect.

Due to different characteristics, objectives and strategies of institutional and retail investors, the research products of MST Institutional and Retail Research departments may differ in either recommendation or target price, or both. MST reserves the rights to disseminate MST Retail Research reports to institutional investors who have requested to receive it. If you are an authorised recipient, you hereby tacitly acknowledge that the research reports from MST Retail Research are first produced in Thai and there is a time lag in the release of the translated English version.

The disclosure of the survey result of the Thai Institute of Directors Association ("IOD") regarding corporate governance is made pursuant to the policy of the Office of the Securities and Exchange Commission. The survey of the IOD is based on the information of a company listed on the Stock Exchange of Thailand and the market for Alternative Investment disclosed to the public and able to be accessed by a general public investor. The result, therefore, is from the perspective of a third party. It is not an evaluation of operation and is not based on inside information. The survey result is as of the date appearing in the Corporate Governance Report of Thai Listed Companies. As a result, the survey may be changed after that date. MST does not confirm nor certify the accuracy of such survey result.

The disclosure of the Anti-Corruption Progress Indicators of a listed company on the Stock Exchange of Thailand, which is assessed by Thaipat Institute, is made in order to comply with the policy and sustainable development plan for the listed companies of the Office of the Securities and Exchange Commission. Thaipat Institute made this assessment based on the information received from the listed company, as stipulated in the form for the assessment of Anti-corruption which refers to the Annual Registration Statement (Form 56-1), Annual Report (Form 56-2), or other relevant documents or reports of such listed company. The assessment result is therefore made from the perspective of Thaipat Institute that is a third party. It is not an assessment of operation and is not based on any inside information. Since this assessment is only the assessment result as of the date appearing in the assessment result, it may be changed after that date or when there is any change to the relevant information. Nevertheless, MST does not confirm, verify, or certify the accuracy and completeness of the assessment result.

US

This third-party research report is distributed in the United States ("US") to Major US Institutional Investors (as defined in Rule 15a-6 under the Securities Exchange Act of 1934, as amended) only by Wedbush Securities Inc. ("Wedbush"), a broker-dealer registered in the US (registered under Section 15 of the Securities Exchange Act of 1934, as amended). All responsibility for the distribution of this report by Wedbush in the US shall be borne by Wedbush. This report is not directed at you if Wedbush is prohibited or restricted by any legislation or regulation in any jurisdiction from making it available to you. You should satisfy yourself before reading it that Wedbush is permitted to provide research material concerning investments to you under relevant legislation and regulations. All U.S. persons receiving and/or accessing this report and wishing to effect transactions in any security mentioned within must do so with: Wedbush Securities Inc. 1000 Wilshire Blvd, Los Angeles, California 90017, +1 (646) 604-4232 and not with the issuer of this report.

UK

This document is being distributed by Maybank Securities (London) Ltd ("MSUK") which is authorized and regulated, by the Financial Conduct Authority and is for Informational Purposes only. This document is not intended for distribution to anyone defined as a Retail Client under the Financial Services and Markets Act 2000 within the UK. Any inclusion of a third party link is for the recipients convenience only, and that the firm does not take any responsibility for its comments or accuracy, and that access to such links is at the individuals own risk. Nothing in this report should be considered as constituting legal, accounting or tax advice, and that for accurate guidance recipients should consult with their own independent tax advisers.

DISCLOSURES

Legal Entities Disclosures

Malaysia: This report is issued and distributed in Malaysia by Maybank Investment Bank Berhad (15938- H) which is a Participating Organization of Bursa Malaysia Berhad and a holder of Capital Markets and Services License issued by the Securities Commission in Malaysia. **Singapore:** This report is distributed in Singapore by MRPL (Co. Reg No 198700034E) which is regulated by the Monetary Authority of Singapore. **Indonesia:** PT Maybank Sekuritas Indonesia ("PTMSI") (Reg. No. KEP-251/PM/1992) is a member of the Indonesia Stock Exchange and is regulated by the Financial Services Authority (Indonesia). **Thailand:** MST (Reg. No.0107545000314) is a member of the Stock Exchange of Thailand and is regulated by the Ministry of Finance and the Securities and Exchange Commission. **Philippines:** Maybank Securities Inc (Reg. No.01-2004-00019) is a member of the Philippines Stock Exchange and is regulated by the Securities and Exchange Commission. **Vietnam:** Maybank Securities Limited (License Number: 117/GP-UBCK) is licensed under the State Securities Commission of Vietnam. **Hong Kong:** MIB Securities (Hong Kong) Limited (Central Entity No AAD284) is regulated by the Securities and Futures Commission. **India:** MIB Securities India Private Limited ("MIBSI") is a participant of the National Stock Exchange of India Limited and the Bombay Stock Exchange and is regulated by Securities and Exchange Board of India ("SEBI") (Reg. No. INZ000010538). MIBSI is also registered with SEBI as Category 1 Merchant Banker (Reg. No. INM 000011708) and as Research Analyst (Reg No: INH000000057). **UK:** Maybank Securities (London) Ltd (Reg No 2377538) is authorized and regulated by the Financial Conduct Authority.

Disclosure of Interest

Malaysia: Maybank IBG and its Representatives may from time to time have positions or be materially interested in the securities referred to herein and may further act as market maker or may have assumed an underwriting commitment or deal with such securities and may also perform or seek to perform investment banking services, advisory and other services for or relating to those companies.

Singapore: As of 20 March 2023, Maybank Research Pte. Ltd. and the covering analyst do not have any interest in any companies recommended in this research report.

Thailand: MST may have a business relationship with or may possibly be an issuer of derivative warrants on the securities /companies mentioned in the research report. Therefore, Investors should exercise their own judgment before making any investment decisions. MST, its associates, directors, connected parties and/or employees may from time to time have interests and/or underwriting commitments in the securities mentioned in this report.

Hong Kong: As of 20 March 2023, MIB Securities (Hong Kong) Limited and the authoring analyst do not have any interest in any companies recommended in this research report.

India: As of 20 March 2023, and at the end of the month immediately preceding the date of publication of the research report, MIBSI, authoring analyst or their associate / relative does not hold any financial interest or any actual or beneficial ownership in any shares or having any conflict of interest in the subject companies except as otherwise disclosed in the research report.

In the past twelve months MIBSI and authoring analyst or their associate did not receive any compensation or other benefits from the subject companies or third party in connection with the research report on any account what so ever except as otherwise disclosed in the research report.

Maybank IBG may have, within the last three years, served as manager or co-manager of a public offering of securities for, or currently may make a primary market in issues of, any or all of the entities mentioned in this report or may be providing, or have provided within the previous 12 months, significant advice or investment services in relation to the investment concerned or a related investment and may receive compensation for the services provided from the companies covered in this report.

OTHERS

Analyst Certification of Independence

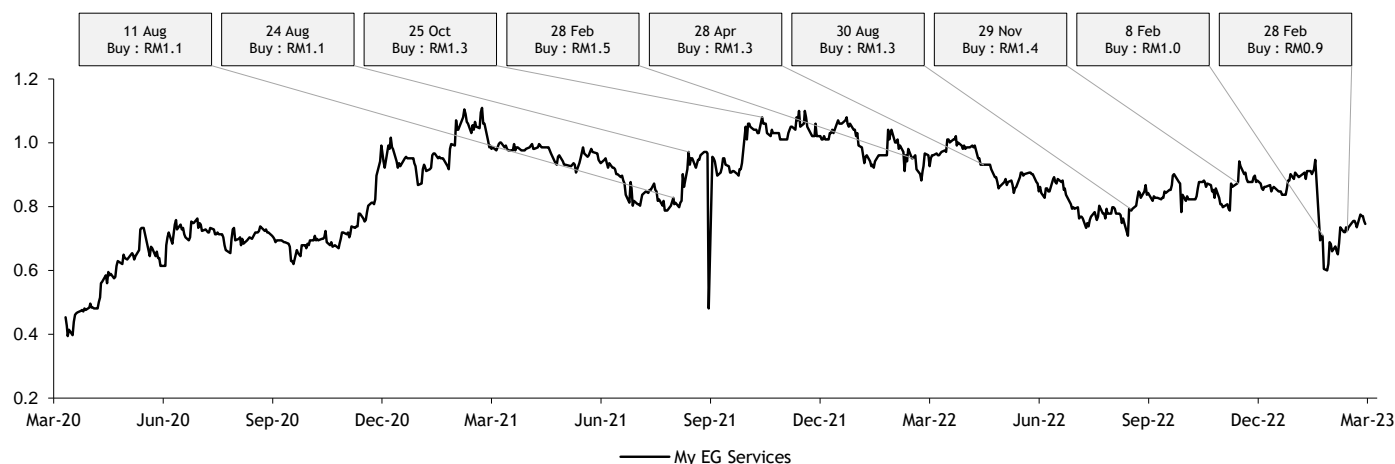
The views expressed in this research report accurately reflect the analyst's personal views about any and all of the subject securities or issuers; and no part of the research analyst's compensation was, is or will be, directly or indirectly, related to the specific recommendations or views expressed in the report.

Reminder

Structured securities are complex instruments, typically involve a high degree of risk and are intended for sale only to sophisticated investors who are capable of understanding and assuming the risks involved. The market value of any structured security may be affected by changes in economic, financial and political factors (including, but not limited to, spot and forward interest and exchange rates), time to maturity, market conditions and volatility and the credit quality of any issuer or reference issuer. Any investor interested in purchasing a structured product should conduct its own analysis of the product and consult with its own professional advisers as to the risks involved in making such a purchase.

No part of this material may be copied, photocopied or duplicated in any form by any means or redistributed without the prior consent of Maybank IBG.

Historical recommendations and target price: My EG Services (MYEG MK)



Definition of Ratings

Maybank IBG Research uses the following rating system

- BUY** Return is expected to be above 10% in the next 12 months (including dividends)
HOLD Return is expected to be between 0% to 10% in the next 12 months (including dividends)
SELL Return is expected to be below 0% in the next 12 months (including dividends)

Applicability of Ratings

The respective analyst maintains a coverage universe of stocks, the list of which may be adjusted according to needs. Investment ratings are only applicable to the stocks which form part of the coverage universe. Reports on companies which are not part of the coverage do not carry investment ratings as we do not actively follow developments in these companies.

Malaysia

Maybank Investment Bank Berhad
(A Participating Organisation of
Bursa Malaysia Securities Berhad)
33rd Floor, Menara Maybank,
100 Jalan Tun Perak,
50050 Kuala Lumpur
Tel: (603) 2059 1888;
Fax: (603) 2078 4194

Stockbroking Business:
Level 8, Tower C, Dataran Maybank,
No.1, Jalan Maarof
59000 Kuala Lumpur
Tel: (603) 2297 8888
Fax: (603) 2282 5136

Singapore

Maybank Securities Pte Ltd
Maybank Research Pte Ltd
50 North Canal Road
Singapore 059304

Tel: (65) 6336 9090

Indonesia

PT Maybank Sekuritas Indonesia
Sentral Senayan III, 22nd Floor
Jl. Asia Afrika No. 8
Gelora Bung Karno, Senayan
Jakarta 10270, Indonesia

Tel: (62) 21 2557 1188

Fax: (62) 21 2557 1189

Thailand

Maybank Securities (Thailand) PCL
999/9 The Offices at Central World,
20th - 21st Floor,
Rama 1 Road Pathumwan,
Bangkok 10330, Thailand

Tel: (66) 2 658 6817 (sales)

Tel: (66) 2 658 6801 (research)

London

Maybank Securities (London) Ltd
PNB House
77 Queen Victoria Street
London EC4V 4AY, UK

Tel: (44) 20 7332 0221

Fax: (44) 20 7332 0302

India

MIB Securities India Pte Ltd
1101, 11th floor, A Wing, Kanakia
Wall Street, Chakala, Andheri -
Kurla Road, Andheri East,
Mumbai City - 400 093, India

Tel: (91) 22 6623 2600

Fax: (91) 22 6623 2604

Vietnam

Maybank Securities Limited
Floor 10, Pearl 5 Tower,
5 Le Quy Don Street,
Vo Thi Sau Ward, District 3
Ho Chi Minh City, Vietnam

Tel : (84) 28 44 555 888

Fax : (84) 28 38 271 030

Hong Kong

**MIB Securities (Hong Kong)
Limited**
28/F, Lee Garden Three,
1 Sunning Road, Causeway Bay,
Hong Kong

Tel: (852) 2268 0800

Fax: (852) 2877 0104

Philippines

Maybank Securities Inc
17/F, Tower One & Exchange
Plaza
Ayala Triangle, Ayala Avenue
Makati City, Philippines 1200

Tel: (63) 2 8849 8888

Fax: (63) 2 8848 5738

Sales Trading

Kevin Foy
Regional Head Sales Trading
kevinfoy@maybank.com
Tel: (65) 6636-3620
US Toll Free: 1-866-406-7447

Indonesia

Helen Widjaja
helen.widjaja@maybank.com
(62) 21 2557 1188

Philippines

Keith Roy
keith_roy@maybank.com
Tel: (63) 2 848-5288

London

Greg Smith
gsmith@maybank.com
Tel: (44) 207-332-0221

India

Sanjay Makhija
sanjaymakhija@maybank.com
Tel: (91)-22-6623-2629

www.maybank.com/investment-banking
www.maybank-keresearch.com