

# Dyna-Mac (DMHL SP)

## Better to wait and see

### Offer of SGD0.60/share

Dyna-mac received a voluntary conditional cash offer from Hanwha Ocean SG Holdings for all the issued and paid-up ordinary shares for SGD0.60 per share, conditional upon Hanwha having more than 50% of the total shareholding. Our view is that the offer is fair but on the lower end of the fair value range. Given this is not a final offer, we think it would be better for investors to wait for a revised offer that is either closer or higher than our TP of SGD0.64. Our confidence stems from the robust outlook for FPSOs, Dyna-mac's high net cash position, potential dividends and higher projected profitability in the next few years.

### Outlook still positive but healthy order-book

Dyna-mac's order book has doubled to SGD896m in the past year and it has 50% more land so we expect Dyna-Mac to execute its orderbook at a faster pace. Moreover, it secured even higher margins than we expected for the new projects. Gross margin actually surged to 27.6% in 1H24 from 13.5% in 1H23, which justifies our positive stance on the robust FPSO space accompanied by strong growth in revenue. Net orderbook remains at SGD681.3m, which is sufficient for FY24E as well as for FY25E.

### Credit to management and the team

Dyna-mac has consistently outperformed our expectations in this upcycle and we believe that credit has to go to management (AC Lim and his team) for the solid execution that enabled Dyna-mac to hit record levels of financial performance and order-book.

### Aims to have controlling stake - may still be listed

We think that the main aim of the offer is not to delist the company but to have a controlling stake of more than 50%. As a result, Dyna-mac may remain listed as the offer is only mandatory if more than 90% of the share float is acquired. The offer is also conditional on Hanwha acquiring more than 50% of the share float. Warrants must also be converted as there is no offer for the warrants.

FYE Dec (SGD m)	FY22A	FY23A	FY24E	FY25E	FY26E
Revenue	291	385	520	624	718
EBITDA	12	25	72	85	97
Core net profit	13	29	61	72	84
Core EPS (cts)	1.3	2.3	4.9	5.8	6.8
Core EPS growth (%)	136.3	78.4	112.0	18.6	16.8
Net DPS (cts)	0.3	0.8	1.7	2.1	2.4
Core P/E (x)	14.5	14.5	10.1	8.5	7.3
P/BV (x)	4.5	6.0	4.8	3.0	2.2
Net dividend yield (%)	1.5	2.5	3.5	4.2	4.9
ROAA (%)	5.3	9.2	15.8	15.4	14.9
EV/EBITDA (x)	0.9	8.0	4.5	2.7	1.3
Net gearing (%) (incl perps)	net cash	net cash	net cash	net cash	net cash
Consensus net profit	-	-	61	72	84
MIBG vs. Consensus (%)	-	-	0.0	0.0	(0.1)

Jarick Seet  
jarick.seet@maybank.com  
(65) 6321 5848

# BUY

Share Price	SGD 0.50
12m Price Target	SGD 0.64 (+29%)
Previous Price Target	SGD 0.64

### Company Description

Dyna-Mac undertakes engineering, procurement, fabrication, onshore pre-commissioning & commissioning of topside modules mainly in the O&G industry

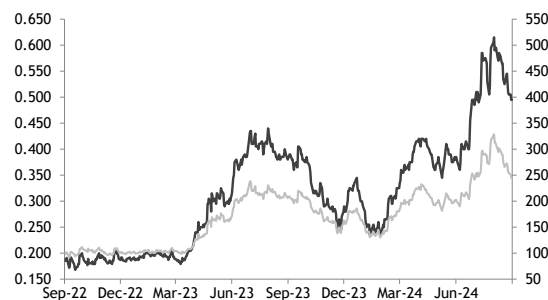
### Statistics

52w high/low (SGD)	0.62/0.24
3m avg turnover (USDm)	4.2
Free float (%)	39.3
Issued shares (m)	1,243
Market capitalisation	SGD615.5M USD472M

### Major shareholders:

Estate of Tze Jong Lim	32.0%
Hanwha Ocean Co., Ltd.	27.1%
LIM AH CHENG	1.1%

### Price Performance



	-1M	-3M	-12M
Absolute (%)	(17)	30	30
Relative to index (%)	(23)	23	19

Source: FactSet

### Abbreviations explained

FPSO - Floating, production, storage and offloading

### Companies mentioned in this report

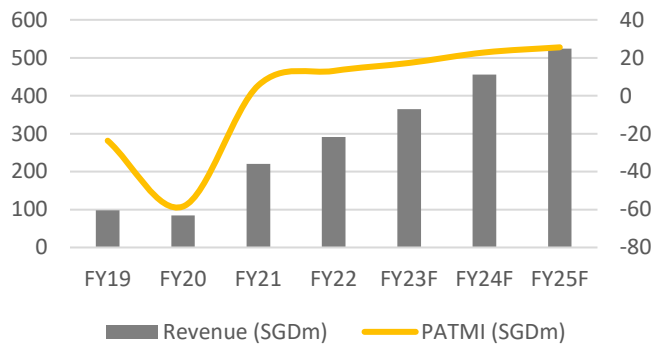
Hanwha Ocean SG Holdings - (100%-owned subsidiary of Hanwha Ocean and Hanwha Aerospace)  
Hanwha Ocean (012540, CP KRW29600, not rated)

ESG@MAYBANK IBG  
Tear Sheet Insert

## Value Proposition

- Global EPC service provider to the world’s energy market. Dyna-Mac has 2 fabrication yards in Singapore totalling 140,000 sqm.
- Zero debt and SGD128.5m net cash, which could fund inorganic growth to fast-track earnings growth.
- Riding the O&G industry’s tailwind; we forecast 30% earnings CAGR in the next 2 years despite being loss-making in FY20.
- We expect Dyna-Mac to continue to win larger contracts.
- It has clear ESG policies and strategies.

### Revenue and net profit trend

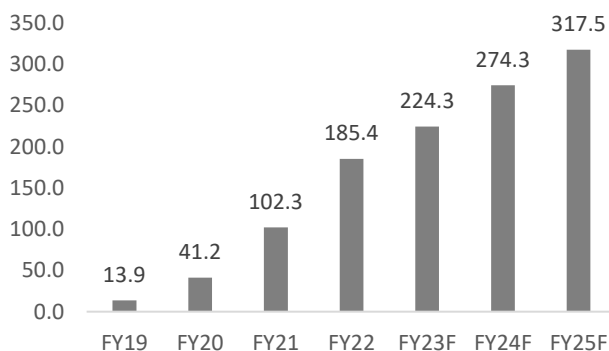


Source: Company

## Financial Metrics

- Revenue more than doubled since new management came on board in FY20, and we forecast 20+% growth pa for the next 2 years.
- Turned around from a loss of SGD58.4m in FY20 to a profit of SGD13.4m in FY22.
- Strong net cash position with no debt.

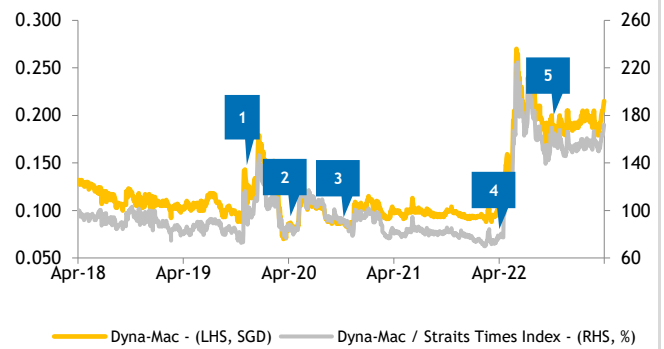
### Dyna-Mac is in a net cash position (SGDm)



Source: Company

## Price Drivers

### Historical share price trend



Source: Company, Maybank IBG Research

1. In Feb’20, issued profit warning of a loss for FY19.
2. In Mar’20, the new CEO and management team joined the company.
3. In Feb’21, announced FY20 loss of SGD58.4m.
4. In May’22, said it won a SGD180m order and subsequently announced a strong outlook for 2022.
5. Oil price weakened due to fears of a global recession after the spike caused by the Russia-Ukraine war.

## Swing Factors

### Upside

- Riding the boom in the O&G sector.
- We expect Dyna-Mac to win larger contracts, boosting its revenue and order book, which is already at a high.
- Inorganic growth through acquisitions due to net cash balance sheet.
- We forecast strong organic earnings growth of at least 30% CAGR for the next 2 years.

### Downside

- Declines in oil prices reduce investment in the O&G space.
- Higher labour costs will reduce margins.
- New competitors entering the industry may temporarily reduce Dyna-Mac’s market share.

[jarick.seet@maybank.com](mailto:jarick.seet@maybank.com)

# ESG@MAYBANK IBG

Jarick.seet@maybank.com

Risk Rating & Score <sup>1</sup>	Not Rated
Score Momentum <sup>2</sup>	na
Last Updated	na
Controversy Score <sup>3</sup>	na

## Business Model & Industry Issues

- As a global multi-disciplinary contractor for the O&G industry, the group places significant emphasis on protecting the environment. Dyna-Mac has also ventured into adjacent areas like LNG modules and renewable energy in decarbonisation with a focus on green hydrogen/ammonia production modules. By diversifying and leveraging its core capabilities, Dyna-Mac is poised to move up the value chain and ride the changing demands of the energy industry.
- The group has restructured payment terms with customers (i.e. requesting more up-front payment for contracts), repaid all its debts as well as focusing on its key expert area (FPSOs), which has seen growing investments by O&G producers. Dyna-Mac also streamlined its operations and improved efficiency, boosting margins as a result.
- The key risk would be another downturn in the O&G industry, which would result in a lull period and drop in profits. However, the group is actively looking for inorganic means to diversify into a more sustainable revenue source via maintenance or servicing revenue.

### Material E issues

- The electricity usage in the yards is mainly for welding machines, CNC plasma cutting machines, band saw/pipe cutting machines, bevel machines of pipe joints, electrical hand tools, and main air-compressors and workshop lights. During 2021, Dyna-Mac implemented measures to reduce energy consumption.
- Fuel consumption is mainly diesel oil to operate vehicles and machines. Dyna-Mac schedules regular maintenance of vehicles and machines to ensure efficient working condition. To support the green initiative, the company has started to use electric forklifts instead of diesel-powered forklifts for the entire warehouse and use electric compressors instead of diesel-engine air compressors.
- Dyna-Mac recognises that proper waste management is crucial to protect the environment and ensure health and safety of the communities it operates in. Managing the proper disposal of waste is especially important for this industry. By shifting towards adoption of the 3Rs (Reduce, Reuse, Recycle), it can also reap cost savings for the business.

### Material S issues

- To better manage and improve site operational efficiency, Dyna-Mac partnered with a licensed private HCP in June 2021 and was approved by the Ministry of Health to conduct the self-swab Rostered Routing Testing Polymerase Chain Reaction testing at the company’s designated premises.
- The Flexible Work Arrangement Policy was established on 1 July 2021 to give employees work-life balance while upholding a strong sense of personal responsibility of work standards.

### Key G metrics and issues

- The board has six directors, including the Executive Chairman, the CEO and four non-executive directors, of which two are independent.
- 40% of the board are females, which demonstrates good diversity.
- Under the Board Diversity Policy, the board strives to have one member with relevant experience in the Group’s businesses or markets; and one member with professional qualification in accounting, legal or other professional backgrounds or disciplines as may be determined by the board to be necessary and/or beneficial to the Group.
- Management has also implemented the whistle-blowing policy by setting out the procedures that provide for the well-defined mechanism and accessible channel by which employees, vendors, contractors, service providers, customers and other stakeholders may in confidence, raise concerns about possible improprieties, misconduct, irregularities or malpractices relating to the company and its officers without fear of harassment or victimization.

<sup>1</sup>**Risk Rating & Score** - derived by Sustainalytics and assesses the company’s exposure to unmanaged ESG risks. Scores range between 0 - 50 in order of increasing severity with low/high scores & ratings representing negligible/significant risk to the company’s enterprise value, respectively, from ESG-driven financial impacts. <sup>2</sup>**Score Momentum** - indicates changes to the company’s score since the last update - a **negative** integer indicates a company’s improving risk score; a **positive** integer indicates a deterioration. <sup>3</sup>**Controversy Score** - reported periodically by Sustainalytics in the event of material ESG-related incident(s), with the impact severity scores of these events ranging from Category 0-5 (0 - no reports; 1 - negligible risks; ...; 5 - poses serious risks & indicative of potential structural deficiencies at the company).

Quantitative Parameters (Score: 44)						
	Particulars	Unit	2021	2022	2023	YZJ 2023
E	Scope 1 GHG emissions	tCO2e/million hour	1,808	2,789	5,132	75,665
	Scope 2 GHG emissions	tCO2e/million hour	2,624	2,512	4,750	180,953
	<b>Total</b>	<b>tCO2e</b>	<b>4,432</b>	<b>5,301</b>	<b>9,882</b>	<b>256,618</b>
	Scope 3 GHG emissions	tCO2e	NA	NA	NA	NA
	<b>Total</b>	<b>tCO2e</b>	<b>4,432</b>	<b>5,301</b>	<b>9,882</b>	<b>256,618</b>
	GHG intensity (Scope 1 and 2)	tCO2e/million hour	0.020	0.020	0.030	35.120
	Direct Energy consumption	GJ/million h	0.02	0.04	0.01	2.6E+14
	Indirect Energy consumption	GJ/million h	0.02	0.02	0.04	NA
	Total Diesel consumption	litres	657,362	1,051,250	1,795,520	NA
S	% of women in workforce	%	11.0%	10.9%	11.0%	20.9%
	cases of corruption	days	0	0	0	0
	Total training hours	Hours	4945.75	5762.38	8146.82	292240
	Accident frequency rate	%	0.12	0.13	0	0.48
	Accident severity rate	%	10	12.19	0	NA
G	MD/CEO salary as % of reported net profit	%	18.27%	10.24%	10.33%	0.08%
	Board salary as % of reported net profit	%	17.04%	15.74%	8.52%	0.11%
	Independent directors on the Board	%	40%	60%	50%	60%
	Female directors on the Board	%	40%	40%	50%	20%

Qualitative Parameters (Score: 50)	
a)	Is there an ESG policy in place and is there a standalone ESG committee or is it part of the risk committee? <i>Yes</i>
b)	Is the senior management salary linked to fulfilling ESG targets? <i>No</i>
c)	Does the company follow the task force of climate related disclosures (TCFD) framework for ESG reporting? <i>Yes</i>
d)	Does the company have a mechanism to capture Scope 3 emissions - which parameters are captured? <i>No, but they are engaged in an ongoing process to gather data on scope 3 emissions originating from both downstream and upstream supply chain.</i>
e)	What are the 2-3 key carbon mitigation/water/waste management strategies adopted by the company? <i>Replacement of all working area lights with 200W LED Flood Light instead of 400W metal halide lights with a saving of 50% energy consumption per light. They install lighting motion sensors within our office toilets, set office air conditioner temperature at 24°C, procure and use energy saving equipment such as inverter type welding machines. To support the green initiative, they have started using electric forklift instead of diesel forklift for entire warehouse use and using electric compressor instead of diesel engine air compressor.</i>
f)	Does carbon offset form part of the net zero/carbon neutrality target of the company? <i>No</i>

Target (Score: 100 )		
Particulars	Target	Achieved
Aim to reduce carbon footprint	1	1
Zero confirmed incidents of corruption	0	0
Zero cases of non-compliance with all applicable laws and regulations	0	0
Carbon neutrality/net zero	0	0
Impact		
NA		
<b>Overall Score: 60</b>		
As per our ESG matrix, Dyna-Mac Group (DMHL SP) has an overall score of 60.		

ESG score	Weights	Scores	Final Score
Quantitative	50%	44	22
Qualitative	25%	50	13
Target	25%	100	25
<b>Total</b>			<b>60</b>

As per our ESG assessment, Dyna-Mac has an established framework, internal policies, and tangible mid/long-term targets but needs to make headway in improving its quantitative "E" metrics, especially on GHG emissions. Dyna-Mac's overall ESG score is 60, which makes its ESG rating above average in our view (average ESG rating = 50)

FYE 31 Dec	FY22A	FY23A	FY24E	FY25E	FY26E
<b>Key Metrics</b>					
P/E (reported) (x)	12.6	13.0	10.1	8.5	7.3
Core P/E (x)	14.5	14.5	10.1	8.5	7.3
P/BV (x)	4.5	6.0	4.8	3.0	2.2
P/NTA (x)	12.7	9.9	6.2	3.5	2.3
Net dividend yield (%)	1.5	2.5	3.5	4.2	4.9
FCF yield (%)	44.3	11.1	16.3	19.6	21.5
EV/EBITDA (x)	0.9	8.0	4.5	2.7	1.3
EV/EBIT (x)	0.9	8.0	4.5	2.7	1.3
<b>INCOME STATEMENT (SGD m)</b>					
Revenue	291.5	385.2	520.0	624.0	717.6
EBITDA	11.8	25.2	71.6	84.9	96.8
Depreciation	0.0	0.0	0.0	0.0	0.0
Amortisation	0.0	0.0	0.0	0.0	0.0
EBIT	11.8	25.2	71.6	84.9	96.8
Net interest income / (exp)	(0.0)	(0.1)	0.0	0.0	0.0
Associates & JV	0.0	0.0	0.0	0.0	0.0
Exceptionals	0.0	0.0	0.0	0.0	0.0
Other pretax income	0.0	0.0	0.0	0.0	0.0
Pretax profit	11.8	25.1	71.6	84.9	96.8
Income tax	1.6	3.6	(10.7)	(12.7)	(12.6)
Minorities	0.0	0.0	0.0	0.0	0.0
Discontinued operations	0.0	0.0	0.0	0.0	0.0
Reported net profit	13.4	28.7	60.8	72.1	84.3
Core net profit	13.4	28.7	60.8	72.1	84.3
<b>BALANCE SHEET (SGD m)</b>					
Cash & Short Term Investments	185.4	216.1	294.9	389.9	491.9
Accounts receivable	30.1	37.9	37.9	37.9	37.9
Inventory	0.0	0.0	0.0	0.0	0.0
Reinsurance assets	0.0	0.0	0.0	0.0	0.0
Property, Plant & Equip (net)	28.7	28.1	29.3	25.3	22.1
Intangible assets	0.0	0.0	0.0	0.0	0.0
Investment in Associates & JVs	0.0	0.0	0.0	0.0	0.0
Other assets	31.4	63.1	60.6	61.1	63.2
<b>Total assets</b>	<b>275.6</b>	<b>345.1</b>	<b>422.6</b>	<b>514.2</b>	<b>615.0</b>
ST interest bearing debt	0.0	0.0	0.0	0.0	0.0
Accounts payable	79.0	80.0	97.9	117.4	135.0
Insurance contract liabilities	0.0	0.0	0.0	0.0	0.0
LT interest bearing debt	0.0	0.0	0.0	0.0	0.0
Other liabilities	153.0	195.0	196.0	195.0	196.0
<b>Total Liabilities</b>	<b>231.6</b>	<b>274.8</b>	<b>293.5</b>	<b>312.3</b>	<b>330.7</b>
Shareholders Equity	43.2	69.9	129.1	201.9	284.4
Minority Interest	0.8	0.4	0.0	0.0	0.0
<b>Total shareholder equity</b>	<b>44.0</b>	<b>70.3</b>	<b>129.1</b>	<b>201.9</b>	<b>284.4</b>
<b>Total liabilities and equity</b>	<b>275.6</b>	<b>345.1</b>	<b>422.6</b>	<b>514.2</b>	<b>615.0</b>
<b>CASH FLOW (SGD m)</b>					
Pretax profit	11.8	25.1	71.6	84.9	96.8
Depreciation & amortisation	0.0	0.0	0.0	0.0	0.0
Adj net interest (income)/exp	(0.5)	(3.6)	0.0	0.0	0.0
Change in working capital	67.0	13.1	15.2	20.2	19.7
Cash taxes paid	0.3	4.1	15.7	17.7	17.6
Other operating cash flow	0.0	0.0	0.0	0.0	0.0
Cash flow from operations	88.6	49.3	102.5	122.8	134.1
Capex	(2.2)	(3.2)	(2.0)	(2.0)	(2.0)
Free cash flow	86.3	46.0	100.5	120.8	132.1
Dividends paid	0.0	(3.0)	(21.7)	(25.8)	(30.1)
Equity raised / (purchased)	0.0	0.0	0.0	0.0	0.0
Change in Debt	(6.3)	(2.2)	0.0	0.0	0.0
Other invest/financing cash flow	(4.8)	(9.4)	0.0	0.0	0.0
Effect of exch rate changes	(0.2)	(0.8)	0.0	0.0	0.0
<b>Net cash flow</b>	<b>75.1</b>	<b>30.7</b>	<b>78.8</b>	<b>95.0</b>	<b>102.0</b>

FYE 31 Dec	FY22A	FY23A	FY24E	FY25E	FY26E
<b>Key Ratios</b>					
<b>Growth ratios (%)</b>					
Revenue growth	32.4	32.1	35.0	20.0	15.0
EBITDA growth	173.7	112.8	184.4	18.6	14.1
EBIT growth	173.7	112.8	184.4	18.6	14.1
Pretax growth	182.5	112.2	185.5	18.6	14.1
Reported net profit growth	138.6	114.0	112.0	18.6	16.8
Core net profit growth	138.6	114.0	112.0	18.6	16.8
<b>Profitability ratios (%)</b>					
EBITDA margin	4.1	6.5	13.8	13.6	13.5
EBIT margin	4.1	6.5	13.8	13.6	13.5
Pretax profit margin	4.1	6.5	13.8	13.6	13.5
Payout ratio	22.4	36.0	35.7	35.7	35.7
<b>DuPont analysis</b>					
Net profit margin (%)	4.6	7.4	11.7	11.6	11.7
Revenue/Assets (x)	1.1	1.1	1.2	1.2	1.2
Assets/Equity (x)	6.4	4.9	3.3	2.5	2.2
ROAE (%)	na	na	na	na	na
ROAA (%)	5.3	9.2	15.8	15.4	14.9
<b>Liquidity &amp; Efficiency</b>					
Cash conversion cycle	nm	nm	nm	nm	nm
Days receivable outstanding	54.3	31.8	26.2	21.9	19.0
Days inventory outstanding	nm	nm	nm	nm	nm
Days payables outstanding	107.2	85.4	78.1	78.8	80.4
Dividend cover (x)	4.5	2.8	2.8	2.8	2.8
Current ratio (x)	1.1	1.1	1.3	1.6	1.9
<b>Leverage &amp; Expense Analysis</b>					
Asset/Liability (x)	1.2	1.3	1.4	1.6	1.9
Net gearing (%) (incl perps)	net cash	net cash	net cash	net cash	net cash
Net gearing (%) (excl. perps)	net cash	net cash	net cash	net cash	net cash
Net interest cover (x)	nm	nm	nm	nm	nm
Debt/EBITDA (x)	0.0	0.0	0.0	0.0	0.0
Capex/revenue (%)	0.8	0.8	0.4	0.3	0.3
Net debt/ (net cash)	(185.4)	(216.1)	(294.9)	(389.9)	(491.9)

Source: Company; Maybank IBG Research

## Research Offices

### ECONOMICS

**Suhaimi ILIAS**  
Chief Economist  
Malaysia | Philippines | Global  
(603) 2297 8682  
suhaimi\_ilias@maybank-ib.com

**CHUA Hak Bin**  
Regional Thematic Macroeconomist  
(65) 6231 5830  
chuahb@maybank.com

**Dr Zamros DZULKAFI**  
Malaysia | Philippines  
(603) 2082 6818  
zamros.d@maybank-ib.com

**Erica TAY**  
China | Thailand  
(65) 6231 5844  
erica.tay@maybank.com

**Brian LEE Shun Rong**  
Indonesia | Singapore | Vietnam  
(65) 6231 5846  
brian.lee1@maybank.com

**Fatin Nabila MOHD ZAINI**  
(603) 2297 8685  
fatinnabila.mohdzaini@maybank-ib.com

**Luong Thu Huong**  
(65) 6231 8467  
hana.thuhoang@maybank.com

**LEE Jia Yu**  
(65) 6231 5843  
jiayu.lee@maybank.com

### FX

**Saktiandi SUPAAT**  
Head of FX Research  
(65) 6320 1379  
saktiandi@maybank.com

**Fiona LIM**  
(65) 6320 1374  
fionalim@maybank.com

**Alan LAU, CFA**  
(65) 6320 1378  
alantau@maybank.com

**Shaun LIM**  
(65) 6320 1371  
shaunlim@maybank.com

### STRATEGY

**Anand PATHMAKANTHAN**  
ASEAN  
(603) 2297 8783  
anand.pathmakanthan@maybank-ib.com

### FIXED INCOME

**Winston PHOON, FCA**  
Head of Fixed Income  
(65) 6231 5831  
winstonphoon@maybank.com

**SE THO Mun Yi, CFA**  
(603) 2074 7606  
munyi.st@maybank-ib.com

### PORTFOLIO STRATEGY

**ONG Seng Yeow**  
(65) 6231 5839  
ongsengyeow@maybank.com

### MIBG SUSTAINABILITY RESEARCH

**Jigar SHAH**  
Head of Sustainability Research  
(91) 22 4223 2632  
jigars@maybank.com

**Neerav DALAL**  
(91) 22 4223 2606  
neerav@maybank.com

### REGIONAL EQUITIES

**Anand PATHMAKANTHAN**  
Head of Regional Equity Research  
(603) 2297 8783  
anand.pathmakanthan@maybank-ib.com

**WONG Chew Hann, CA**  
Head of ASEAN Equity Research  
(603) 2297 8686  
wchewh@maybank-ib.com

### MALAYSIA

**WONG Chew Hann, CA Head of Research**  
(603) 2297 8686  
wchewh@maybank-ib.com  
• Equity Strategy  
• Non-Bank Financials (stock exchange)  
• Construction & Infrastructure

**Anand PATHMAKANTHAN**  
(603) 2297 8783  
anand.pathmakanthan@maybank-ib.com  
• Equity Strategy

**Desmond CH'NG, BFP, FCA**  
desmond.chng@maybank-ib.com  
• Banking & Finance

**ONG Chee Ting, CA**  
(603) 2297 8678  
ct.ong@maybank-ib.com  
• Plantations - Regional

**YIN Shao Yang, CPA**  
(603) 2297 8916  
samuel.y@maybank-ib.com  
• Gaming - Regional  
• Media • Aviation • Non-Bank Financials

**TAN Chi Wei, CFA**  
(603) 2297 8690  
chiwei.t@maybank-ib.com  
• Power • Telcos

**WONG Wei Sum, CFA**  
(603) 2297 8679  
weisum@maybank-ib.com  
• Property • Glove

**Jade TAM**  
(603) 2297 8687  
jade.tam@maybank-ib.com  
• Consumer Staples & Discretionary

**Nur Farah SYIFAA**  
(603) 2297 8675  
nurfarahsyifaa.mohamadfuad@maybank-ib.com  
• Renewable Energy • REITs

**LOH Yan Jin**  
(603) 2297 8687  
lohyanjin.loh@maybank-ib.com  
• Ports • Automotive • Technology (EMS)

**Jeremie YAP**  
(603) 2297 8688  
jeremie.yap@maybank-ib.com  
• Oil & Gas • Petrochemicals

**Arvind JAYARATNAM**  
(603) 2297 8692  
arvind.jayaratnam@maybank.com  
• Technology (Semicon & Software)

**TEE Sze Chiah Head of Retail Research**  
(603) 2082 6858  
szechiah.t@maybank-ib.com  
• Retail Research

**Amirah AZMI**  
(603) 2082 8769  
amirah.azmi@maybank-ib.com  
• Retail Research

### SINGAPORE

**Thilan WICKRAMASINGHE Head of Research**  
(65) 6231 5840  
thilanw@maybank.com  
• Strategy • Consumer  
• Banking & Finance - Regional

**Eric ONG**  
(65) 6231 5849  
ericong@maybank.com  
• Healthcare • Transport • SMIDs

**LI Jialin**  
(65) 6231 5845  
jialin.li@maybank.com  
• REITs

**Jarick SEET**  
(65) 6231 5848  
jarick.seet@maybank.com  
• Technology

**Krishna GUHA**  
(65) 6231 5842  
krishna.guha@maybank.com  
• REITs • Industrials

**Hussaini SAI FEE**  
(65) 6231 5837  
hussaini.saiffee@maybank.com  
• Telcos • Internet

### PHILIPPINES

**Kervin Laurence SISAYAN Head of Research**  
(63) 2 5322 5005  
kervin.sisayan@maybank.com  
• Strategy

**Daphne SZE**  
(63) 2 5322 5008  
daphne.sze@maybank.com  
• Consumer

**Raffy MENDOZA**  
(63) 2 5322 5010  
joseraphael.mendoza@maybank.com  
• Property • REITs • Gaming

**Michel ALONSO**  
(63) 2 5322 5007  
michelxavier.alonso@maybank.com  
• Conglomerates

### THAILAND

**Chak REUNGSINPINYA Head of Research**  
(66) 2658 5000 ext 1399  
chak.reungsinpinya@maybank.com  
• Strategy • Energy

**Jesada TECHAHUSDIN, CFA**  
(66) 2658 5000 ext 1395  
jesada.t@maybank.com  
• Banking & Finance

**Wasu MATTANAPOTCHANART**  
(66) 2658 5000 ext 1392  
wasu.m@maybank.com  
• Telcos • Technology • REITs • Property  
• Consumer Discretionary

**Surachai PRAMUALCHAROENKIT**  
(66) 2658 5000 ext 1470  
surachai.p@maybank.com  
• Auto • Conmat • Contractor • Steel

**Suttatip PEERASUB**  
(66) 2658 5000 ext 1430  
suttatip.p@maybank.com  
• Food & Beverage • Commerce

**Natchaphon RODJANAROWAN**  
(66) 2658 5000 ext 1393  
natchaphon.rodjanarowan@maybank.com  
• Utilities

**Boonyakorn AMORNSANK**  
(66) 2658 5000 ext 1394  
boonyakorn.amornsank@maybank.com  
• Services

**Nontapat SAHAKITPINYO**  
(66) 2658 5000 ext 2352  
nontapat.sahakitpinyo@maybank.com  
• Healthcare

### INDONESIA

**Jeffrosenberg CHENLIM Head of Research**  
(62) 21 8066 8680  
jeffrosenberg.lim@maybank.com  
• Strategy • Banking & Finance • Property

**Willy GOUTAMA**  
(62) 21 8066 8688  
willy.goutama@maybank.com  
• Consumer

**Etta Rusdiana PUTRA**  
(62) 21 8066 8683  
etta.putra@maybank.com  
• Telcos • Internet • Construction

**William JEFFERSON**  
(62) 21 8066 8687  
william.jefferson@maybank.com  
• Property • Materials

**Paulina MARGARETA**  
(62) 21 8066 8690  
paulina.tjoa@maybank.com  
• Autos

**Jocelyn SANTOSO**  
(62) 21 8066 8689  
jocelyn.santoso@maybank.com  
• Consumer

**Hasan BARAKWAN**  
(62) 21 8066 2694  
hasan.barakwan@maybank.com  
• Metals & Mining

**Adi WICAKSONO**  
(62) 21 8066 8686  
adi.wicaksono@maybank.com  
• Plantations

**Satriawan HARYONO, CEWA, CTA**  
(62) 21 8066 8682  
satriawan@maybank.com  
• Chartist

### VIETNAM

**Quan Trong Thanh Head of Research**  
(84 28) 44 555 888 ext 8184  
thanh.quan@maybank.com  
• Strategy • Banks

**Hoang Huy, CFA**  
(84 28) 44 555 888 ext 8181  
hoanghuy@maybank.com  
• Strategy • Technology

**Le Nguyen Nhat Chuyen**  
(84 28) 44 555 888 ext 8082  
chuyen.le@maybank.com  
• Oil & Gas • Logistics

**Nguyen Thi Sony Tra Mi**  
(84 28) 44 555 888 ext 8084  
trami.nguyen@maybank.com  
• Consumer Discretionary

**Tran Thi Thanh Nhan**  
(84 28) 44 555 888 ext 8088  
nhan.tran@maybank.com  
• Consumer Staples

**Nguyen Le Tuan Loi**  
(84 28) 44 555 888 ext 8182  
loi.nguyen@maybank.com  
• Property

**Nguyen Thanh Hai**  
(84 28) 44 555 888 ext 8081  
thanhhai.nguyen@maybank.com  
• Industrials

**Nguyen Thanh Lam**  
(84 28) 44 555 888 ext 8086  
thanhlam.nguyen@maybank.com  
• Retail Research

## APPENDIX I: TERMS FOR PROVISION OF REPORT, DISCLAIMERS AND DISCLOSURES

### DISCLAIMERS

This research report is prepared for general circulation and for information purposes only and under no circumstances should it be considered or intended as an offer to sell or a solicitation of an offer to buy the securities referred to herein. Investors should note that values of such securities, if any, may fluctuate and that each security's price or value may rise or fall. Opinions or recommendations contained herein are in form of technical ratings and fundamental ratings. Technical ratings may differ from fundamental ratings as technical valuations apply different methodologies and are purely based on price and volume-related information extracted from the relevant jurisdiction's stock exchange in the equity analysis. Accordingly, investors' returns may be less than the original sum invested. Past performance is not necessarily a guide to future performance. This report is not intended to provide personal investment advice and does not take into account the specific investment objectives, the financial situation and the particular needs of persons who may receive or read this report. Investors should therefore seek financial, legal and other advice regarding the appropriateness of investing in any securities or the investment strategies discussed or recommended in this report.

The information contained herein has been obtained from sources believed to be reliable but such sources have not been independently verified by Maybank Investment Bank Berhad, its subsidiary and affiliates (collectively, "Maybank IBG") and consequently no representation is made as to the accuracy or completeness of this report by Maybank IBG and it should not be relied upon as such. Accordingly, Maybank IBG and its officers, directors, associates, connected parties and/or employees (collectively, "Representatives") shall not be liable for any direct, indirect or consequential losses or damages that may arise from the use or reliance of this report. Any information, opinions or recommendations contained herein are subject to change at any time, without prior notice.

This report may contain forward looking statements which are often but not always identified by the use of words such as "anticipate", "believe", "estimate", "intend", "plan", "expect", "forecast", "predict" and "project" and statements that an event or result "may", "will", "can", "should", "could" or "might" occur or be achieved and other similar expressions. Such forward looking statements are based on assumptions made and information currently available to us and are subject to certain risks and uncertainties that could cause the actual results to differ materially from those expressed in any forward looking statements. Readers are cautioned not to place undue relevance on these forward-looking statements. Maybank IBG expressly disclaims any obligation to update or revise any such forward looking statements to reflect new information, events or circumstances after the date of this publication or to reflect the occurrence of unanticipated events.

Maybank IBG and its officers, directors and employees, including persons involved in the preparation or issuance of this report, may, to the extent permitted by law, from time to time participate or invest in financing transactions with the issuer(s) of the securities mentioned in this report, perform services for or solicit business from such issuers, and/or have a position or holding, or other material interest, or effect transactions, in such securities or options thereon, or other investments related thereto. In addition, it may make markets in the securities mentioned in the material presented in this report. One or more directors, officers and/or employees of Maybank IBG may be a director of the issuers of the securities mentioned in this report to the extent permitted by law.

This report is prepared for the use of Maybank IBG's clients and may not be reproduced, altered in any way, transmitted to, copied or distributed to any other party in whole or in part in any form or manner without the prior express written consent of Maybank IBG and Maybank IBG and its Representatives accepts no liability whatsoever for the actions of third parties in this respect.

This report is not directed to or intended for distribution to or use by any person or entity who is a citizen or resident of or located in any locality, state, country or other jurisdiction where such distribution, publication, availability or use would be contrary to law or regulation. This report is for distribution only under such circumstances as may be permitted by applicable law. The securities described herein may not be eligible for sale in all jurisdictions or to certain categories of investors. Without prejudice to the foregoing, the reader is to note that additional disclaimers, warnings or qualifications may apply based on geographical location of the person or entity receiving this report.

#### Malaysia

Opinions or recommendations contained herein are in the form of technical ratings and fundamental ratings. Technical ratings may differ from fundamental ratings as technical valuations apply different methodologies and are purely based on price and volume-related information extracted from Bursa Malaysia Securities Berhad in the equity analysis.

#### Singapore

This report has been produced as of the date hereof and the information herein may be subject to change. Maybank Research Pte. Ltd. ("MRPL") in Singapore has no obligation to update such information for any recipient. For distribution in Singapore, recipients of this report are to contact MRPL in Singapore in respect of any matters arising from, or in connection with, this report. If the recipient of this report is not an accredited investor, expert investor or institutional investor (as defined under Section 4A of the Singapore Securities and Futures Act 2001), MRPL shall be legally liable for the contents of this report.

#### Thailand

Except as specifically permitted, no part of this presentation may be reproduced or distributed in any manner without the prior written permission of Maybank Securities (Thailand) Public Company Limited. Maybank Securities (Thailand) Public Company Limited ("MST") accepts no liability whatsoever for the actions of third parties in this respect.

Due to different characteristics, objectives and strategies of institutional and retail investors, the research products of MST Institutional and Retail Research departments may differ in either recommendation or target price, or both. MST reserves the rights to disseminate MST Retail Research reports to institutional investors who have requested to receive it. If you are an authorised recipient, you hereby tacitly acknowledge that the research reports from MST Retail Research are first produced in Thai and there is a time lag in the release of the translated English version.

The disclosure of the survey result of the Thai Institute of Directors Association ("IOD") regarding corporate governance is made pursuant to the policy of the Office of the Securities and Exchange Commission. The survey of the IOD is based on the information of a company listed on the Stock Exchange of Thailand and the market for Alternative Investment disclosed to the public and able to be accessed by a general public investor. The result, therefore, is from the perspective of a third party. It is not an evaluation of operation and is not based on inside information. The survey result is as of the date appearing in the Corporate Governance Report of Thai Listed Companies. As a result, the survey may be changed after that date. MST does not confirm nor certify the accuracy of such survey result.

The disclosure of the Anti-Corruption Progress Indicators of a listed company on the Stock Exchange of Thailand, which is assessed by Thaipat Institute, is made in order to comply with the policy and sustainable development plan for the listed companies of the Office of the Securities and Exchange Commission. Thaipat Institute made this assessment based on the information received from the listed company, as stipulated in the form for the assessment of Anti-corruption which refers to the Annual Registration Statement (Form 56-1), Annual Report (Form 56-2), or other relevant documents or reports of such listed company. The assessment result is therefore made from the perspective of Thaipat Institute that is a third party. It is not an assessment of operation and is not based on any inside information. Since this assessment is only the assessment result as of the date appearing in the assessment result, it may be changed after that date or when there is any change to the relevant information. Nevertheless, MST does not confirm, verify, or certify the accuracy and completeness of the assessment result.

#### US

This third-party research report is distributed in the United States ("US") to Major US Institutional Investors (as defined in Rule 15a-6 under the Securities Exchange Act of 1934, as amended) only by Wedbush Securities Inc. ("Wedbush"), a broker-dealer registered in the US (registered under Section 15 of the Securities Exchange Act of 1934, as amended). All responsibility for the distribution of this report by Wedbush in the US shall be borne by Wedbush. This report is not directed at you if Wedbush is prohibited or restricted by any legislation or regulation in any jurisdiction from making it available to you. You should satisfy yourself before reading it that Wedbush is permitted to provide research material concerning investments to you under relevant legislation and regulations. All U.S. persons receiving and/or accessing this report and wishing to effect transactions in any security mentioned within must do so with: Wedbush Securities Inc. 1000 Wilshire Blvd, Los Angeles, California 90017, +1 (646) 604-4232 and not with the issuer of this report.



## UK

This document is being distributed by Maybank Securities (London) Ltd (“MSUK”) which is authorized and regulated, by the Financial Conduct Authority and is for Informational Purposes only. This document is not intended for distribution to anyone defined as a Retail Client under the Financial Services and Markets Act 2000 within the UK. Any inclusion of a third party link is for the recipients convenience only, and that the firm does not take any responsibility for its comments or accuracy, and that access to such links is at the individuals own risk. Nothing in this report should be considered as constituting legal, accounting or tax advice, and that for accurate guidance recipients should consult with their own independent tax advisers.

## DISCLOSURES

### Legal Entities Disclosures

**Malaysia:** This report is issued and distributed in Malaysia by Maybank Investment Bank Berhad (15938- H) which is a Participating Organization of Bursa Malaysia Berhad and a holder of Capital Markets and Services License issued by the Securities Commission in Malaysia. **Singapore:** This report is distributed in Singapore by MRPL (Co. Reg No 198700034E) which is regulated by the Monetary Authority of Singapore. **Indonesia:** PT Maybank Sekuritas Indonesia (“PTMSI”) (Reg. No. KEP-251/PM/1992) is a member of the Indonesia Stock Exchange and is regulated by the Financial Services Authority (Indonesia). **Thailand:** MST (Reg. No.0107545000314) is a member of the Stock Exchange of Thailand and is regulated by the Ministry of Finance and the Securities and Exchange Commission. **Philippines:** Maybank Securities Inc (Reg. No.01-2004-00019) is a member of the Philippines Stock Exchange and is regulated by the Securities and Exchange Commission. **Vietnam:** Maybank Securities Limited (License Number: 117/GP-UBCK) is licensed under the State Securities Commission of Vietnam. **Hong Kong:** MIB Securities (Hong Kong) Limited (Central Entity No AAD284) is regulated by the Securities and Futures Commission. **India:** MIB Securities India Private Limited (“MIBSI”) is a participant of the National Stock Exchange of India Limited and the Bombay Stock Exchange and is regulated by Securities and Exchange Board of India (“SEBI”) (Reg. No. INZ000010538). MIBSI is also registered with SEBI as Category 1 Merchant Banker (Reg. No. INM 000011708) and as Research Analyst (Reg No: INH000000057). **UK:** Maybank Securities (London) Ltd (Reg No 2377538) is authorized and regulated by the Financial Conduct Authority.

### Disclosure of Interest

**Malaysia:** Maybank IBG and its Representatives may from time to time have positions or be materially interested in the securities referred to herein and may further act as market maker or may have assumed an underwriting commitment or deal with such securities and may also perform or seek to perform investment banking services, advisory and other services for or relating to those companies.

**Singapore:** As of 13 September 2024, Maybank Research Pte. Ltd. and the covering analyst do not have any interest in any companies recommended in this research report.

**Thailand:** MST may have a business relationship with or may possibly be an issuer of derivative warrants on the securities /companies mentioned in the research report. Therefore, Investors should exercise their own judgment before making any investment decisions. MST, its associates, directors, connected parties and/or employees may from time to time have interests and/or underwriting commitments in the securities mentioned in this report.

**Hong Kong:** As of 13 September 2024, MIB Securities (Hong Kong) Limited and the authoring analyst do not have any interest in any companies recommended in this research report.

**India:** As of 13 September 2024, and at the end of the month immediately preceding the date of publication of the research report, MIBSI, authoring analyst or their associate / relative does not hold any financial interest or any actual or beneficial ownership in any shares or having any conflict of interest in the subject companies except as otherwise disclosed in the research report.

In the past twelve months MIBSI and authoring analyst or their associate did not receive any compensation or other benefits from the subject companies or third party in connection with the research report on any account what so ever except as otherwise disclosed in the research report.

Maybank IBG may have, within the last three years, served as manager or co-manager of a public offering of securities for, or currently may make a primary market in issues of, any or all of the entities mentioned in this report or may be providing, or have provided within the previous 12 months, significant advice or investment services in relation to the investment concerned or a related investment and may receive compensation for the services provided from the companies covered in this report.

## OTHERS

### Analyst Certification of Independence

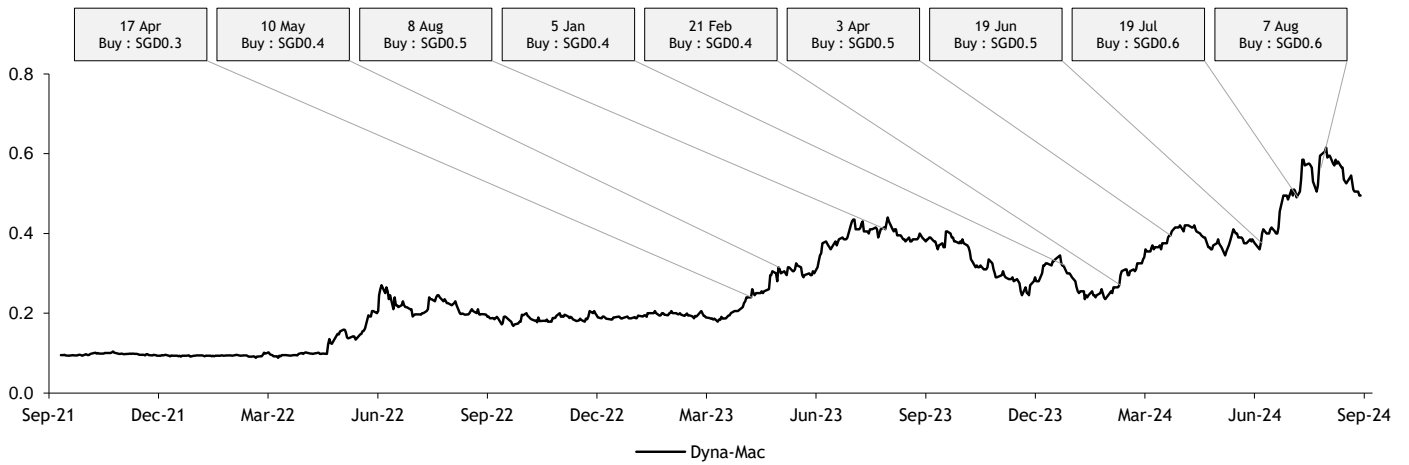
The views expressed in this research report accurately reflect the analyst’s personal views about any and all of the subject securities or issuers; and no part of the research analyst’s compensation was, is or will be, directly or indirectly, related to the specific recommendations or views expressed in the report.

### Reminder

Structured securities are complex instruments, typically involve a high degree of risk and are intended for sale only to sophisticated investors who are capable of understanding and assuming the risks involved. The market value of any structured security may be affected by changes in economic, financial and political factors (including, but not limited to, spot and forward interest and exchange rates), time to maturity, market conditions and volatility and the credit quality of any issuer or reference issuer. Any investor interested in purchasing a structured product should conduct its own analysis of the product and consult with its own professional advisers as to the risks involved in making such a purchase.

No part of this material may be copied, photocopied or duplicated in any form by any means or redistributed without the prior consent of Maybank IBG.

**Historical recommendations and target price: Dyna-Mac (DMHL SP)**



**Definition of Ratings**

Maybank IBG Research uses the following rating system

- BUY** Return is expected to be above 10% in the next 12 months (including dividends)
- HOLD** Return is expected to be between 0% to 10% in the next 12 months (including dividends)
- SELL** Return is expected to be below 0% in the next 12 months (including dividends)

**Applicability of Ratings**

The respective analyst maintains a coverage universe of stocks, the list of which may be adjusted according to needs. Investment ratings are only applicable to the stocks which form part of the coverage universe. Reports on companies which are not part of the coverage do not carry investment ratings as we do not actively follow developments in these companies.

 **Malaysia**

Maybank Investment Bank Berhad  
(A Participating Organisation of  
Bursa Malaysia Securities Berhad)  
33rd Floor, Menara Maybank,  
100 Jalan Tun Perak,  
50050 Kuala Lumpur  
Tel: (603) 2059 1888;  
Fax: (603) 2078 4194

Stockbroking Business:  
Level 8, Tower C, Dataran Maybank,  
No.1, Jalan Maarof  
59000 Kuala Lumpur  
Tel: (603) 2297 8888  
Fax: (603) 2282 5136

 **Singapore**

Maybank Securities Pte Ltd  
Maybank Research Pte Ltd  
50 North Canal Road  
Singapore 059304

Tel: (65) 6336 9090

 **Indonesia**

PT Maybank Sekuritas Indonesia  
Sentral Senayan III, 22<sup>nd</sup> Floor  
Jl. Asia Afrika No. 8  
Gelora Bung Karno, Senayan  
Jakarta 10270, Indonesia

Tel: (62) 21 2557 1188

Fax: (62) 21 2557 1189

 **Thailand**

Maybank Securities (Thailand) PCL  
999/9 The Offices at Central World,  
20<sup>th</sup> - 21<sup>st</sup> Floor,  
Rama 1 Road Pathumwan,  
Bangkok 10330, Thailand

Tel: (66) 2 658 6817 (sales)

Tel: (66) 2 658 6801 (research)

 **London**

Maybank Securities (London) Ltd  
PNB House  
77 Queen Victoria Street  
London EC4V 4AY, UK

Tel: (44) 20 7332 0221

Fax: (44) 20 7332 0302

 **India**

MIB Securities India Pte Ltd  
1101, 11<sup>th</sup> floor, A Wing, Kanakia  
Wall Street, Chakala, Andheri -  
Kurla Road, Andheri East,  
Mumbai City - 400 093, India

Tel: (91) 22 6623 2600

Fax: (91) 22 6623 2604

 **Vietnam**

Maybank Securities Limited  
Floor 10, Pearl 5 Tower,  
5 Le Quy Don Street,  
Vo Thi Sau Ward, District 3  
Ho Chi Minh City, Vietnam

Tel : (84) 28 44 555 888

Fax : (84) 28 38 271 030

 **Hong Kong**

MIB Securities (Hong Kong)  
Limited  
28/F, Lee Garden Three,  
1 Sunning Road, Causeway Bay,  
Hong Kong

Tel: (852) 2268 0800

Fax: (852) 2877 0104

 **Philippines**

Maybank Securities Inc  
17/F, Tower One & Exchange  
Plaza  
Ayala Triangle, Ayala Avenue  
Makati City, Philippines 1200

Tel: (63) 2 8849 8888

Fax: (63) 2 8848 5738

 **Sales Trading**
**Indonesia**

Helen Widjaja  
helen.widjaja@maybank.com  
Tel: (62) 21 2557 1188

**Philippines**

Keith Roy  
keith\_roy@maybank.com  
Tel: (63) 2 5322 3184

**London**

Greg Smith  
gsmith@maybank.com  
Tel: (44) 207 332 0221

**India**

Sanjay Makhija  
sanjaymakhija@maybank.com  
Tel: (91) 22 6623 2629

[www.maybank.com/investment-banking](http://www.maybank.com/investment-banking)  
[www.maybank-keresearch.com](http://www.maybank-keresearch.com)