

Singapore Banks

NEUTRAL [Unchanged]

Shock Absorber

Well positioned to absorb oil shock. But yields tight

Oil shock related spikes in Singapore banks' credit costs and NPLs have been steadily declining in the past 25-years. While the full impact of the current US-Iran shock is unknown, we believe the sector is in a strong position to manage downside risks. Indeed, we estimate in a "Stress Case" scenario with sharply higher credit costs, and falling loans and Noll, the impact to capital is limited. This should keep dividend and capital returns policies intact. However, with yields less appealing, maintain NEUTRAL. We prefer NBFIs including SIF and IFAST, while DBS is top bank pick.

Analyst

Thilan Wickramasinghe
(65) 6231 5840
thilanw@maybank.com

Manageable asset quality impacts in recent oil shocks

We analyse oil shocks in the past 25-years. The worst was 2003-08 when oil peaked at USD147/bbl from surging China/EM demand. This was followed by the Arab Spring 2010-12, Covid Rebound 2021-22 and Russia-Ukraine 2022-23. Credit costs were highest in 2003-08 with the sector peaking at 74bps, while NPLs reached 6.7%. However, for context, the 5-years prior to this shock, credit costs averaged 69bps. Subsequent shocks have seen credit costs coming in lower. They averaged 20-22bps in the past two shocks. NPLs were also relatively contained averaging 1.3%-1.5%. Many factors are uncertain in the current oil shock- including its length and the ultimate oil price peak. However, we believe the sector is in a strong position to face downside risks. NPL cover averages 126% with significant management overlays. Nearly SGD1bn of support rolled out by the government last week also helps to ease energy costs pressures, especially for SMEs. This further reduces asset quality risks, in our view.

Strong capital buffers in a "Stress Case" scenario

Amidst uncertainty, our Macro Team has shaved 20bps from FY26E GDP. We run a "Stress CASE" scenario, assuming -100bps lower loan growth, -10% less Noll and +50% higher credit costs than FY26E Base Case assumptions. We also assume NIMs may contract only by half the Base Case as higher-inflation is likely to lead to less Fed cuts. Overall, this lowers FY26E EPS by 10%-11% for DBS, OCBC and 16% for UOB. The impact to CET1 is around -0.3%, keeping capital levels well on excess of regulatory minimums. As a result, dividend payout policies and guided capital returns are unlikely to be impacted even in such a worst case scenario, in our view.

Glossary

EM - Emerging Markets
Noll - Non-interest income
NBF1 - Non-bank financial institution
NIM - Net interest margin

Companies Mentioned

Sing Investments & Finance (SIF SP, SGD1.62, BUY, TP: SGD2.11)
iFAST (IFAST SP, SGD9.55, BUY, TP: SGD12.04)

Limited yields = NEUTRAL. DBS, NBFIs preferred

OCBC, UOB dividend yields are <4.5% with limited prospects for fresh capital returns announcements; we remain NEUTRAL on the sector. Contrastingly, strong capital returns visibility and scale execution keeps DBS as top pick. We prefer NBFIs: (a) SIF has strong gearing to Singapore's construction boom, higher NIMs from niche SME clients and deep discounted valuations; (b) IFAST is benefitting from safe haven wealth management flows, HK business scaling and capital market activities.

Stock	Bloomberg code	Mkt cap (USD'm)	Rating	Price (LC)	TP (LC)	Upside (%)	P/E (x)		P/B (x)		Div yld (%)	
							26E	27E	26E	27E	26E	27E
DBS Group	DBS SP	115,870	Buy	57.60	65.31	13	14.1	13.4	2.3	2.2	5.7	6.2
OCBC	OCBC SP	76,415	Hold	22.88	21.59	(6)	13.1	12.0	1.6	1.5	3.8	4.2
UOB	UOB SP	49,577	Hold	37.60	38.86	3	11.2	10.3	1.2	1.1	4.4	4.9

Manageable asset quality impacts in recent oil shocks

Credit costs were high on a relative scale in the 2003-08 oil shock. However, even before the shock, the “normalized” cycle credit costs were 69bps (taken as 5-year average prior to oil shock). Subsequent shocks have generally resulted in much lower credit costs and NPLs.

In the current US-Iran oil shock, while duration and intensity is unknown, the sector enters this cycle from a position of strength. NPL cover ranges from 97% for UOB, 130% for DBS and 151% for OCBC.

Fig 1: Highest credit costs and NPLs reached during oil shocks in the past 25-years

	Max Credit Cost (bps)			Max NPL (%)		
	DBS	OCBC	UOB	DBS	OCBC	UOB
2003-2008 Surge	84	58	82	5.20%	7.30%	8.10%
2010-2012 Arab Spring	63	23	44	1.90%	1.10%	1.90%
2021-2022 Covid Rebound	06	31	22	1.30%	1.50%	1.60%
2022-2023 Russia-Ukraine	14	25	29	1.10%	1.20%	1.60%


Source: Company data, Maybank IBG Research

Additional SGD1bn support for households and businesses from the government, which was announced on 07 April, to ease oil price hike pressures further lowers NPL risks - especially from SMEs who are likely to feel the squeeze earlier.

Fig 2: Additional government support for businesses announced 07 April

Support for Businesses


NEW



Temporary co-funding of cost increases for essential bus services

such as those for students, seniors and persons with disabilities


ENHANCED



Increase Corporate Income Tax rebate to 50% for Year of Assessment 2026:

- Raise minimum benefit to S\$2,000 for eligible companies
- Raise benefits cap to S\$40,000 per company

ENHANCED



Expand Energy Efficiency Grant (Base tier)

to all sectors and extend to Mar 31, 2028

Source: MOF, Business Times, Maybank IBG Research

Overall, we believe the sector is well positioned to weather the current oil shock with downside risks contained in the medium term.

“Stress Case” Scenario Analysis

Scenario 1: Net interest income stress

Given our Macro Team’s 20bps cut to FY26E GDP growth, we reduce YoY loan growth rate by 100bps in an abundance of caution. This results in -0.1% to -0.5% cut to our Base Case FY26E EPS forecasts.

Fig 3: -100bps cut to YoY loan growth from FY26E Base Case

	BASE YoY (%)	NPAT impact -100bps YoY from BASE
DBS	5.5%	-0.2%
OCBC	7.8%	-0.1%
UOB	5.3%	-0.5%

Source: Maybank IBG Research

A high inflation risk environment may lead to less Fed rate cuts than anticipated at the start of FY26. Currently the probability of a ‘no cut’ scenario is rising. In this case, NIMs may see a shallower contraction. Our scenario assumes half the NIM contraction from the FY26E Base Case.

Fig 4: NIM contracting only half of FY26E Base Case

	BASE YoY (bps)	NPAT impact from only half contraction from BASE
DBS	-7	2.3%
OCBC	-2	0.7%
UOB	-6	2.2%

Source: Maybank IBG Research

Scenario 2: Non-interest income stress

Lower loan growth may lead to falling loan-related fees. Also higher uncertainty may delay or slow down capital markets and IB&A activities. An upshot could be increased wealth management flows, given Singapore’s safe haven status. In our scenario, we assume Noll coming in 10% lower than our FY26E Base Case assumptions.

Fig 5: Noll 10% lower than FY26E Base Case

	BASE YoY (%)	NPAT impact from 10% lower Noll
DBS	8.8%	-7%
OCBC	11.2%	-6%
UOB	6.9%	-7%

Source: Maybank IBG Research

Scenario 3: Asset quality stress

A prolonged oil shock may lead to stress across multiple sectors. At the same time, increased volatility may lead management teams to increase cautionary provisions. Our scenario assumes a +50% spike in credit costs to our FY26E Base Case assumptions.

Fig 6: +50% higher credit costs to our FY26E Base Case

	BASE (bps)	NPAT impact
DBS	18	-3.2%
OCBC	23	-4.7%
UOB	29	-8.3%

Source: Maybank IBG Research

Scenario 4: Worst Case -100bps fall in loan growth, -10% lower Noll and +50% higher credit costs

In our worst case scenario, which sees lower operating income and higher credit costs, FY26E Base Case earnings are impacted by 10%-16%. However, the CET1 impact is around -0.3%, keeping the overall ratio well above regulatory minimums.

Fig 7: Worst case scenario impact to NPAT and CET1 vs. FY26E Base Case

	NPAT impact	CET1 impact
DBS	-10%	-0.32%
OCBC	-11%	-0.26%
UOB	-16%	-0.30%

Source: Maybank IBG Research

As a result, we believe even in such a scenario, existing dividend policies and guidance on capital management is unlikely to be disrupted.

Research Offices

ECONOMICS

Suhaimi ILIAS
Chief Economist
Malaysia | Philippines | Global
(603) 2297 8682
suhaimi_ilias@maybank-ib.com

CHUA Hak Bin
Regional Thematic Macroeconomist
(65) 6231 5830
chuahb@maybank.com

Erica TAY
China | Thailand
(65) 6231 5844
erica.tay@maybank.com

Brian LEE Shun Rong
Indonesia | Singapore | Vietnam
(65) 6231 5846
brian.lee@maybank.com

Azril ROSLI
Malaysia | Philippines | Global
(603) 2082 6818
azril.rosti@maybank-ib.com

Luong Thu Huong
(65) 6231 8467
hana.thuhoang@maybank.com

FX

Saktiandi SUPAAT
Head of FX Research
(65) 6320 1379
saktiandi@maybank.com

Fiona LIM
(65) 6320 1374
fionallim@maybank.com

Alan LAU, CFA
(65) 6320 1378
alanlau@maybank.com

Shaun LIM
(65) 6320 1371
shaunlim@maybank.com

STRATEGY

Anand PATHMAKANTHAN
ASEAN
(603) 2297 8783
anand.pathmakanthan@maybank-ib.com

FIXED INCOME

Winson PHOON, FCA
Head of Fixed Income
(65) 6231 5831
winsonphoon@maybank.com

Erine YU
(603) 2074 7606
erine.yu@maybank.com

SE THO Mun Yi, CFA
(603) 2070 8833 ext 2664
munyi.st@maybank-ib.com

PORTFOLIO STRATEGY

ONG Seng Yeow
(65) 6231 5839
ongsengyeow@maybank.com

Sean LIM
(603) 2297 8888
lim.tzekhang@maybank.com

MIBG SUSTAINABILITY RESEARCH

Jigar SHAH
Head of Sustainability Research
(91) 22 4223 2632
jigars@maybank.com

Neerav DALAL
(91) 22 4223 2606
neerav@maybank.com

REGIONAL EQUITIES

Anand PATHMAKANTHAN
Head of Regional Equity Research
(603) 2297 8783
anand.pathmakanthan@maybank-ib.com

WONG Chew Hann, CA
Head of ASEAN Equity Research
(603) 2297 8686
wchewh@maybank-ib.com

MALAYSIA

LIM Sue Lin, Head of Research
(603) 2297 8612
suetin.lim@maybank-ib.com
• Equity Strategy

Desmond CH'NG, BFP, FCA
(603) 2297 8680
desmond.chng@maybank-ib.com
• Banking & Finance • Insurance

ONG Chee Ting, CA
(603) 2297 8678
ct.ong@maybank-ib.com
• Plantations - Regional

YIN Shao Yang, CPA
(603) 2297 8916
samuel.y@maybank-ib.com
• Gaming - Regional • Construction
• Aviation • Non-Bank Financials

TAN Chi Wei, CFA
(603) 2297 8690
chiwei.t@maybank-ib.com
• Utilities • Telcos

WONG Wei Sum, CFA
(603) 2297 8679
weisum@maybank-ib.com
• Property • Glove

Jade TAM
(603) 2297 8687
jade.tam@maybank-ib.com
• Consumer Staples & Discretionary

Nur Farah SYIFAA
(603) 2297 8675
nurfarahsyifaa.mohamadfuad@maybank-ib.com
• REITs

LOH Yan Jin
(603) 2297 8687
lohyanjin.loh@maybank-ib.com
• Ports • Automotive

Jeremie YAP
(603) 2297 8688
jeremie.yap@maybank-ib.com
• Oil & Gas • Petrochemicals

Nur Natasha ARIZA
(603) 2297 8691
natashaariza.aizarizal@maybank-ib.com
• Healthcare • Media

Lucas SIM
(603) 2082 6824
lucas.sim@maybank-ib.com
• Technology (EMS)

THONG Kei Jun
(603) 2297 8677
keijun.thong@maybank-ib.com
• Renewable Energy

Justin YEOH
(603) 2082 8676
justin.yeoh@maybank-ib.com
• Technology (Software)

TEE Sze Chiah Head of Retail Research
(603) 2082 6858
szechiah.t@maybank-ib.com
• Retail Research

Amirah AZMI
(603) 2082 8769
amirah.azmi@maybank-ib.com
• Retail Research

Aseela ZAHARI
(603) 2082 8767
aseela.za@maybank-ib.com
• Retail Research

Amirul RUSYDY, CMT
(603) 2297 8694
rusydy.azizi@maybank.com
• Chartist

SINGAPORE

Thilan WICKRAMASINGHE Head of Research
(65) 6231 5840
thilanw@maybank.com
• Strategy • Consumer
• Banking & Finance - Regional

Eric ONG
(65) 6231 5849
ericong@maybank.com
• Healthcare • Transport • SMIDs

Jarick SEET
(65) 6231 5848
jarick.seet@maybank.com
• Technology • SMIDs

Krishna GUHA
(65) 6231 5842
krishna.guha@maybank.com
• REITs • Industrials

Hussaini SAIFEE
(65) 6231 5837
hussaini.saiffee@maybank.com
• Telcos • Internet • Consumer

TOH Xuan Hao
(65) 6231 5820
xuanhao.toh@maybank.com
• Financials • SMIDs

LIU Miaomiao
(65) 6231 5845
miaomiao.liu@maybank.com
• REITs

PHILIPPINES

Kervin Laurence SISAYAN Head of Research
(63) 2 5322 5005
kervin.sisayan@maybank.com
• Strategy • Banking & Finance • Telcos

Daphne SZE
(63) 2 5322 5008
daphne.sze@maybank.com
• Consumer

Raffy MENDOZA
(63) 2 5322 5010
joseraphael.mendoza@maybank.com
• Property • REITs • Gaming

Germaine GUIINTO
(63) 2 5322 5006
germaine.guinto@maybank.com
• Utilities

Ronalyn Joyce LALIMO
(63) 2 5322 5009
rona.lalimo@maybank.com
• Industrials • Tourism

VIETNAM

Quan Trong Thanh Head of Research
(84 28) 44 555 888 ext 8184
thanq.tran@maybank.com
• Strategy • Banks

Hoang Huy, CFA
(84 28) 44 555 888 ext 8181
hoanghuy@maybank.com
• Strategy • Technology

Le Nguyen Nhat Chuyen
(84 28) 44 555 888 ext 8082
chuyen.le@maybank.com
• Oil & Gas • Logistics

Nguyen Thi Sony Tra Mi
(84 28) 44 555 888 ext 8084
trami.nguyen@maybank.com
• Consumer Discretionary

Tran Thi Thanh Nhan
(84 28) 44 555 888 ext 8088
nhan.tran@maybank.com
• Consumer Staples

Nguyen Le Tuan Loi
(84 28) 44 555 888 ext 8182
loi.nguyen@maybank.com
• Property

Nguyen Thanh Hai
(84 28) 44 555 888 ext 8081
thanhhai.nguyen@maybank.com
• Industrials

Vu Viet Linh
(84 28) 44 555 888 ext 8201
vietlinh.vu@maybank.com
• Strategy

Nguyen Thanh Lam
(84 28) 44 555 888 ext 8086
thanhlam.nguyen@maybank.com
• Retail Research

INDONESIA

Jeffrosenberg CHENLIM Head of Research
(62) 21 8066 8680
jeffrosenberg.lim@maybank.com
• Strategy • Banking & Finance • Property

Willy GOUTAMA
(62) 21 8066 8688
willy.goutama@maybank.com
• Consumer

Etta Rusdiana PUTRA
(62) 21 8066 8683
etta.putra@maybank.com
• Telcos • Internet • Construction

Paulina MARGARETA
(62) 21 8066 8690
paulina.tjoa@maybank.com
• Autos • Healthcare

Hasan BARAKWAN
(62) 21 8066 2694
hasan.barakwan@maybank.com
• Metals & Mining • Oil & Gas

Faiq ASAD
(62) 21 8066 8692
faiq.asad@maybank.com
• Banking & Finance

Kevin HALIM
(62) 21 8066 2687
kevin.halim@maybank.com
• Property • Cement

Satriawan HARYONO, CEWA, CTA
(62) 21 8066 8682
satriawan@maybank.com
• Chartist

THAILAND

Chak REUNGSINPINYA Head of Research
(66) 2658 5000 ext 1399
chak.reungsinpinya@maybank.com
• Strategy • Energy

Jesada TECHAHUSDIN, CFA
(66) 2658 5000 ext 1395
jesada.t@maybank.com
• Banking & Finance

Wasu MATTANAPOTCHANART
(66) 2658 5000 ext 1392
wasu.m@maybank.com
• Telcos • Technology (Software) • REITs
• Property • Consumer Discretionary

Suttatip PEERASUB
(66) 2658 5000 ext 1430
suttatip.p@maybank.com
• Consumer Staples & Discretionary

Natchaphon RODJANAROWAN
(66) 2658 5000 ext 1393
natchaphon.rodjanarowan@maybank.com
• Utilities • Property

Boonyakorn AMORNSANK
(66) 2658 5000 ext 1394
boonyakorn.amornsank@maybank.com
• Services (Hotels, Transport)

Nontapat SAHAKITPINYO
(66) 2658 5000 ext 2352
nontapat.sahakitpinyo@maybank.com
• Healthcare • Construction • Insurance
• Industrial Estate

Yugi TAKESHIMA
(66) 2658 5000 ext 1530
yugi.takeshima@maybank.com
• Technology (EMS & Semicon) • Automotive
• Industrials

Tanida JIRAPORNKASEMSUK
(66) 2658 5000 ext 1396
tanida.jirapornkasemsuk@maybank.com
• Food & Beverage

Aomsub NGOWSIRI
(66) 2658 5000 ext 2518
aomsub.ngowsiri@maybank.com
• Industrials

APPENDIX I: TERMS FOR PROVISION OF REPORT, DISCLAIMERS AND DISCLOSURES

DISCLAIMERS

This research report is prepared for general circulation and for information purposes only and under no circumstances should it be considered or intended as an offer to sell or a solicitation of an offer to buy the securities referred to herein. Investors should note that values of such securities, if any, may fluctuate and that each security's price or value may rise or fall. Opinions or recommendations contained herein are in form of technical ratings and fundamental ratings. Technical ratings may differ from fundamental ratings as technical valuations apply different methodologies and are purely based on price and volume-related information extracted from the relevant jurisdiction's stock exchange in the equity analysis. Accordingly, investors' returns may be less than the original sum invested. Past performance is not necessarily a guide to future performance. This report is not intended to provide personal investment advice and does not take into account the specific investment objectives, the financial situation and the particular needs of persons who may receive or read this report. Investors should therefore seek financial, legal and other advice regarding the appropriateness of investing in any securities or the investment strategies discussed or recommended in this report.

The information contained herein has been obtained from sources believed to be reliable but such sources have not been independently verified by Maybank Investment Bank Berhad, its subsidiary and affiliates (collectively, "Maybank IBG") and consequently no representation is made as to the accuracy or completeness of this report by Maybank IBG and it should not be relied upon as such. Accordingly, Maybank IBG and its officers, directors, associates, connected parties and/or employees (collectively, "Representatives") shall not be liable for any direct, indirect or consequential losses or damages that may arise from the use or reliance of this report. Any information, opinions or recommendations contained herein are subject to change at any time, without prior notice.

This report may contain forward looking statements which are often but not always identified by the use of words such as "anticipate", "believe", "estimate", "intend", "plan", "expect", "forecast", "predict" and "project" and statements that an event or result "may", "will", "can", "should", "could" or "might" occur or be achieved and other similar expressions. Such forward looking statements are based on assumptions made and information currently available to us and are subject to certain risks and uncertainties that could cause the actual results to differ materially from those expressed in any forward looking statements. Readers are cautioned not to place undue relevance on these forward-looking statements. Maybank IBG expressly disclaims any obligation to update or revise any such forward looking statements to reflect new information, events or circumstances after the date of this publication or to reflect the occurrence of unanticipated events.

Maybank IBG and its officers, directors and employees, including persons involved in the preparation or issuance of this report, may, to the extent permitted by law, from time to time participate or invest in financing transactions with the issuer(s) of the securities mentioned in this report, perform services for or solicit business from such issuers, and/or have a position or holding, or other material interest, or effect transactions, in such securities or options thereon, or other investments related thereto. In addition, it may make markets in the securities mentioned in the material presented in this report. One or more directors, officers and/or employees of Maybank IBG may be a director of the issuers of the securities mentioned in this report to the extent permitted by law.

This report is prepared for the use of Maybank IBG's clients and may not be reproduced, altered in any way, transmitted to, copied or distributed to any other party in whole or in part in any form or manner without the prior express written consent of Maybank IBG and Maybank IBG and its Representatives accepts no liability whatsoever for the actions of third parties in this respect.

This report is not directed to or intended for distribution to or use by any person or entity who is a citizen or resident of or located in any locality, state, country or other jurisdiction where such distribution, publication, availability or use would be contrary to law or regulation. This report is for distribution only under such circumstances as may be permitted by applicable law. The securities described herein may not be eligible for sale in all jurisdictions or to certain categories of investors. Without prejudice to the foregoing, the reader is to note that additional disclaimers, warnings or qualifications may apply based on geographical location of the person or entity receiving this report.

Malaysia

Opinions or recommendations contained herein are in the form of technical ratings and fundamental ratings. Technical ratings may differ from fundamental ratings as technical valuations apply different methodologies and are purely based on price and volume-related information extracted from Bursa Malaysia Securities Berhad in the equity analysis.

Singapore

This report has been produced as of the date hereof and the information herein may be subject to change. Maybank Research Pte. Ltd. ("MRPL") in Singapore has no obligation to update such information for any recipient. For distribution in Singapore, recipients of this report are to contact MRPL in Singapore in respect of any matters arising from, or in connection with, this report. If the recipient of this report is not an accredited investor, expert investor or institutional investor (as defined under Section 4A of the Singapore Securities and Futures Act 2001), MRPL shall be legally liable for the contents of this report.

Thailand

Except as specifically permitted, no part of this presentation may be reproduced or distributed in any manner without the prior written permission of Maybank Securities (Thailand) Public Company Limited. Maybank Securities (Thailand) Public Company Limited ("MST") accepts no liability whatsoever for the actions of third parties in this respect.

If you are an authorised recipient, you hereby tacitly acknowledge that the research reports from MST Research are first produced in Thai and there is a time lag in the release of the translated English version.

The disclosure of the survey result of the Thai Institute of Directors Association ("IOD") regarding corporate governance is made pursuant to the policy of the Office of the Securities and Exchange Commission. The survey of the IOD is based on the information of a company listed on the Stock Exchange of Thailand and the market for Alternative Investment disclosed to the public and able to be accessed by a general public investor. The result, therefore, is from the perspective of a third party. It is not an evaluation of operation and is not based on inside information. The survey result is as of the date appearing in the Corporate Governance Report of Thai Listed Companies. As a result, the survey may be changed after that date. MST does not confirm nor certify the accuracy of such survey result.

The disclosure of the Anti-Corruption Progress Indicators of a listed company on the Stock Exchange of Thailand, which is assessed by Thaipat Institute, is made in order to comply with the policy and sustainable development plan for the listed companies of the Office of the Securities and Exchange Commission. Thaipat Institute made this assessment based on the information received from the listed company, as stipulated in the form for the assessment of Anti-corruption which refers to the Annual Registration Statement (Form 56-1), Annual Report (Form 56-2), or other relevant documents or reports of such listed company. The assessment result is therefore made from the perspective of Thaipat Institute that is a third party. It is not an assessment of operation and is not based on any inside information. Since this assessment is only the assessment result as of the date appearing in the assessment result, it may be changed after that date or when there is any change to the relevant information. Nevertheless, MST does not confirm, verify, or certify the accuracy and completeness of the assessment result.

US

This third-party research report is distributed in the United States ("US") to Major US Institutional Investors (as defined in Rule 15a-6 under the Securities Exchange Act of 1934, as amended) only by Wedbush Securities Inc. ("Wedbush"), a broker-dealer registered in the US (registered under Section 15 of the Securities Exchange Act of 1934, as amended). All responsibility for the distribution of this report by Wedbush in the US shall be borne by Wedbush. This report is not directed at you if Wedbush is prohibited or restricted by any legislation or regulation in any jurisdiction from making it available to you. You should satisfy yourself before reading it that Wedbush is permitted to provide research material concerning investments to you under relevant legislation and regulations. All U.S. persons receiving and/or accessing this report and wishing to effect transactions in any security mentioned within must do so with: Wedbush Securities Inc. 1000 Wilshire Blvd, Los Angeles, California 90017, +1 (646) 604-4232 and not with the issuer of this report.

UK

This document is being distributed by Maybank Securities (London) Ltd (“MSUK”) which is authorized and regulated, by the Financial Conduct Authority and is for Informational Purposes only. This document is not intended for distribution to anyone defined as a Retail Client under the Financial Services and Markets Act 2000 within the UK. Any inclusion of a third party link is for the recipients convenience only, and that the firm does not take any responsibility for its comments or accuracy, and that access to such links is at the individuals own risk. Nothing in this report should be considered as constituting legal, accounting or tax advice, and that for accurate guidance recipients should consult with their own independent tax advisers.

DISCLOSURES

Legal Entities Disclosures

Malaysia: This report is issued and distributed in Malaysia by Maybank Investment Bank Berhad (15938- H) which is a Participating Organization of Bursa Malaysia Berhad and a holder of Capital Markets and Services License issued by the Securities Commission in Malaysia. **Singapore:** This report is distributed in Singapore by MRPL (Co. Reg No 198700034E) which is regulated by the Monetary Authority of Singapore. **Indonesia:** PT Maybank Sekuritas Indonesia (“PTMSI”) (Reg. No. KEP-251/PM/1992) is a member of the Indonesia Stock Exchange and is regulated by the Financial Services Authority (Indonesia). **Thailand:** MST (Reg. No.0107545000314) is a member of the Stock Exchange of Thailand and is regulated by the Ministry of Finance and the Securities and Exchange Commission. **Philippines:** Maybank Securities Inc (Reg. No.01-2004-00019) is a member of the Philippines Stock Exchange and is regulated by the Securities and Exchange Commission. **Vietnam:** Maybank Securities Limited (License Number: 117/GP-UBCK) is licensed under the State Securities Commission of Vietnam. **Hong Kong:** MIB Securities (Hong Kong) Limited (Central Entity No AAD284) is regulated by the Securities and Futures Commission. **India:** MIB Securities India Private Limited (“MIBSI”) is a participant of the National Stock Exchange of India Limited and the Bombay Stock Exchange and is regulated by Securities and Exchange Board of India (“SEBI”) (Reg. No. INZ000010538). MIBSI is also registered with SEBI as Category 1 Merchant Banker (Reg. No. INM 000011708) and as Research Analyst (Reg No: INH000000057). **UK:** Maybank Securities (London) Ltd (Reg No 2377538) is authorized and regulated by the Financial Conduct Authority.

Disclosure of Interest

Malaysia: Maybank IBG and its Representatives may from time to time have positions or be materially interested in the securities referred to herein and may further act as market maker or may have assumed an underwriting commitment or deal with such securities and may also perform or seek to perform investment banking services, advisory and other services for or relating to those companies.

Singapore: As of 14 April 2026, Maybank Research Pte. Ltd. and the covering analyst do not have any interest in any companies recommended in this research report.

Thailand: MST may have a business relationship with or may possibly be an issuer of derivative warrants on the securities /companies mentioned in the research report. Therefore, Investors should exercise their own judgment before making any investment decisions. MST, its associates, directors, connected parties and/or employees may from time to time have interests and/or underwriting commitments in the securities mentioned in this report.

Hong Kong: As of 14 April 2026, MIB Securities (Hong Kong) Limited and the authoring analyst do not have any interest in any companies recommended in this research report.

India: As of 14 April 2026, and at the end of the month immediately preceding the date of publication of the research report, MIBSI, authoring analyst or their associate / relative does not hold any financial interest or any actual or beneficial ownership in any shares or having any conflict of interest in the subject companies except as otherwise disclosed in the research report.

In the past twelve months MIBSI and authoring analyst or their associate did not receive any compensation or other benefits from the subject companies or third party in connection with the research report on any account what so ever except as otherwise disclosed in the research report.

Maybank IBG may have, within the last three years, served as manager or co-manager of a public offering of securities for, or currently may make a primary market in issues of, any or all of the entities mentioned in this report or may be providing, or have provided within the previous 12 months, significant advice or investment services in relation to the investment concerned or a related investment and may receive compensation for the services provided from the companies covered in this report.

OTHERS

Analyst Certification of Independence

The views expressed in this research report accurately reflect the analyst’s personal views about any and all of the subject securities or issuers; and no part of the research analyst’s compensation was, is or will be, directly or indirectly, related to the specific recommendations or views expressed in the report.

Reminder

Structured securities are complex instruments, typically involve a high degree of risk and are intended for sale only to sophisticated investors who are capable of understanding and assuming the risks involved. The market value of any structured security may be affected by changes in economic, financial and political factors (including, but not limited to, spot and forward interest and exchange rates), time to maturity, market conditions and volatility and the credit quality of any issuer or reference issuer. Any investor interested in purchasing a structured product should conduct its own analysis of the product and consult with its own professional advisers as to the risks involved in making such a purchase.

No part of this material may be copied, photocopied or duplicated in any form by any means or redistributed without the prior consent of Maybank IBG.

Definition of Ratings

Maybank IBG Research uses the following rating system

BUY	Return is expected to be above 10% in the next 12 months (including dividends)
HOLD	Return is expected to be between 0% to 10% in the next 12 months (including dividends)
SELL	Return is expected to be below 0% in the next 12 months (including dividends)

Applicability of Ratings

The respective analyst maintains a coverage universe of stocks, the list of which may be adjusted according to needs. Investment ratings are only applicable to the stocks which form part of the coverage universe. Reports on companies which are not part of the coverage do not carry investment ratings as we do not actively follow developments in these companies.

 **Malaysia**

Maybank Investment Bank Berhad
(A Participating Organisation of
Bursa Malaysia Securities Berhad)
33rd Floor, Menara Maybank,
100 Jalan Tun Perak,
50050 Kuala Lumpur
Tel: (603) 2059 1888;
Fax: (603) 2078 4194

Stockbroking Business:
Level 8, Tower C, Dataran Maybank,
No.1, Jalan Maarof
59000 Kuala Lumpur
Tel: (603) 2297 8888
Fax: (603) 2282 5136

 **Singapore**

Maybank Securities Pte Ltd
Maybank Research Pte Ltd
50 North Canal Road
Singapore 059304

Tel: (65) 6336 9090

 **Indonesia**

PT Maybank Sekuritas Indonesia
Sentral Senayan III, 22nd Floor
Jl. Asia Afrika No. 8
Gelora Bung Karno, Senayan
Jakarta 10270, Indonesia

Tel: (62) 21 2557 1188

Fax: (62) 21 2557 1189

 **Thailand**

Maybank Securities (Thailand) PCL
999/9 The Offices at Central World,
20th - 21st Floor,
Rama 1 Road Pathumwan,
Bangkok 10330, Thailand

Tel: (66) 2 658 6817 (sales)

Tel: (66) 2 658 6801 (research)

 **London**

Maybank Securities (London) Ltd
PNB House
77 Queen Victoria Street
London EC4V 4AY, UK

Tel: (44) 20 7332 0221

Fax: (44) 20 7332 0302

 **India**

MIB Securities India Pte Ltd
1101, 11th floor, A Wing, Kanakia
Wall Street, Chakala, Andheri -
Kurla Road, Andheri East,
Mumbai City - 400 093, India

Tel: (91) 22 6623 2600

Fax: (91) 22 6623 2604

 **Vietnam**

Maybank Securities Limited
Floor 10, Pearl 5 Tower,
5 Le Quy Don Street,
Vo Thi Sau Ward, District 3
Ho Chi Minh City, Vietnam

Tel : (84) 28 44 555 888

Fax : (84) 28 38 271 030

 **Hong Kong**

MIB Securities (Hong Kong)
Limited
28/F, Lee Garden Three,
1 Sunning Road, Causeway Bay,
Hong Kong

Tel: (852) 2268 0800

Fax: (852) 2877 0104

 **Philippines**

Maybank Securities Inc
17/F, Tower One & Exchange
Plaza
Ayala Triangle, Ayala Avenue
Makati City, Philippines 1200

Tel: (63) 2 8849 8888

Fax: (63) 2 8848 5738

 **Sales Trading**
Indonesia

Helen Widjaja
helen.widjaja@maybank.com
Tel: (62) 21 2557 1188

Philippines

Keith Roy
keith_roy@maybank.com
Tel: (63) 2 5322 3184

London

Greg Smith
gsmith@maybank.com
Tel: (44) 207 332 0221

India

Sanjay Makhija
sanjaymakhija@maybank.com
Tel: (91) 22 6623 2629

www.maybank.com/investment-banking
www.maybank-keresearch.com